



The Physiologist

83rd President of APS

Peter D. Wagner, MD

INSIDE

**Physiology and
APS Receive
PROSE Award**
p. 38

**Association of
Chairs of
Departments of
Physiology
Meeting Highlights**
p. 46

**Wise Honored at
Annual ACDP
Meeting**
p. 47

**Highlights from
PhUn Week 2009**
p. 49

**Mentee to Mentor:
Pathway to
Emerging
Independence**
p. 54

Before sitting down to plan this message, I re-read those of my most immediate predecessors—Gary Sieck and Irv Zucker, the 82nd and 81st APS Presidents, respectively. I did this not only to help me plan this article in a structural sense, but much more importantly because I strongly believe that organizational leadership, especially when it changes annually, should be conducted in the manner of a spline function. A spline function is a curve-fitting approach that, rather than connecting sequential, noisy, data points by straight lines (which may well obscure any systematic progression of those data because of noise), uses a smooth function to fit those points. If each president—a data point in my analogy—imposed his or her vision on the society without regard for what had gone before, the society could well go nowhere, especially if visionary “noise” was substantial and time to implement was longer than the year each President has on the throne. By buying into and building on what my predecessors have done, I think APS can move forward better than by ignoring their efforts. We certainly work best as a leadership team using that philosophy. So what did Zucker and Sieck say in their Presidential articles?

Zucker wrote about many components of APS life. He noted then-recent strategic planning efforts, to which I



Peter D. Wagner

will return right at the end. He discussed promoting scientific integration of neighboring disciplines, especially those more clinically oriented than APS. He talked about increasing our international partnerships, and about how important it is to promote physiology, both as a discipline and as a research career opportunity to our students, not just for

the good of the APS but for the good of patients everywhere.

Sieck wrote how we stand “on the shoulders of giants”—ultimate testimony to the spline function concept. He also stressed the need for partnerships—focusing on the relationship between bioengineering, physiology and clinical medicine—and ways to strengthen the position of physiology in science and medicine generally.

Goals for the coming year

My objectives can be divided into two categories: 1) continuing the efforts of my predecessors; and 2) proposing additional or supplementary projects to strengthen both physiology as a discipline and the APS as physiology’s USA home. The overarching vision remains to strengthen the position of physiology as the essential bridge from molecular discovery to patient care. This means

(continued on page 35)

The Physiologist

Contents

83rd President of APS

Peter D. Wagner

APS News

Physiology and APS Receive

PROSE Award

APS Election Results

APS's Sieck and Zucker

Participate in Indian Science

Congress

APS Welcomes Sucampo AG

as the New Sponsor of the

Cannon Lecture

Introducing Bill J. Yates

Chapter News

Annual Meeting of the Arizona

Physiological Society

Nebraska Physiological Society

Holds 12th Annual Meeting

24th Annual Meeting of the

Ohio Physiological Society

ACDP News

Association of Chairs of Departments

of Physiology Meeting Highlights

Wise Honored at Annual

ACDP Meeting

Membership

New Regular Members

New Student Members

Recently Deceased Members

Education

33 Highlights from PhUn Week 2009 49

APS/NIDDK Minority Travel

Fellowship Awards Program 52

APS Presents Awards for the Best

38 Physiology Project at Local

38 Middle and High School

Science Fairs 53

38 Mentoring Forum

Mentee to Mentor: Pathway to

Emerging Independence

39 *L. Gabriel Navar* 54

39

Science Policy

Obama Administration Releases

FY 2011 Budget Proposal 56

40 Two Animal Research Policy

Sessions at EB 56

People & Places

44 Nicoll Receives NAS Award 57

Chin Appointed Executive

Dean of Research 57

Happy 100th Birthday

Richard J. Bing 57

47 Positions Available 58

The Wine Wizard 60

Scientific Meetings

and Congresses 61

Published bimonthly and
distributed by
The American Physiological
Society

9650 Rockville Pike
Bethesda, Maryland 20814-3991
ISSN 0031-9376

Gary Sieck

President

Irving H. Zucker

Past President

Peter D. Wagner

President-Elect

Martin Frank

Editor and Executive Director

Councillors

David P. Brooks,

Barbara E. Goodman,

Joey P. Granger,

Gordon S. Mitchell,

David M. Pollock,

Frank L. Powell, Usha Raj,

Linda C. Samuelson,

Curt D. Sigmund

Ex Officio

Kim E. Barrett,

Pamela K. Carmines,

John Chatham,

J.R. Haywood, Ronald M. Lynch,

Thomas A. Pressley,

Jeff M. Sands

Publications Committee: *Chair:* Kim E. Barrett; *Members:* David D. Gutterman, Thomas E. Lohmeier, Helen E. Raybould, Celia Sladek. *Director of Publications:* Rita Scheman. *Design and Copy Editor:* Joelle R. Grossnickle.

Subscriptions: Distributed to members as part of their membership. Nonmembers in the USA (print only): individuals \$60.00; institutions \$95.00. Nonmembers in Canada: individuals \$65.00; institutions \$100.00. Nonmembers elsewhere: individuals \$70.00; institutions \$105.00. Single copies and back issues when available, \$20.00 each; single copies and back issues of Abstracts issues when available, \$30.00. Subscribers to *The Physiologist* also receive abstracts of the Conferences of the American Physiological Society. The online version is available free to all worldwide.

The American Physiological Society assumes no responsibility for the statements and opinions advanced by contributors to *The Physiologist*.

Please notify the APS Membership Department as soon as possible if you change your address or telephone number.

Headquarters phone: 301-634-7118

Fax: 301-634-7241

Email: info@the-aps.org

<http://www.the-aps.org>

Printed in the USA

continuing the efforts of Sieck and Zucker, as well as initiating, hopefully, additional opportunities, as follows.

Reaching out to basic and clinical societies

My use of the Physiology in Focus component at Experimental Biology in 2011 will be to devote the four symposia that make up this program to four important clinical disease states. Each symposium will feature a different organ system, and in each, the disease state chosen satisfies, at least to me, the criteria of being a major societal problem, of stimulating novel and ongoing fundamental research at the molecular pathway level, and of having a clear physiological underpinning in terms of both the molecular and clinical elements. The speakers were chosen to be able to cover clinical findings, molecular pathways, and, most importantly, the physiological basis of both. The disease states selected were pulmonary arterial hypertension, heart failure, renal podocyte-related disease, and obesity. About half the speakers are APS members, and the rest were selected precisely because they are not yet APS members.

It is my vision to extend this cross-disciplinary interaction from meetings to

journals—both our own and those of our potentially collaborating clinical and basic societies. Having both clinicians and very basic scientists from other societies contributing short “mini-review” style articles in APS journals to lay out unanswered questions in need of physiological understanding is one possibility. Another is the complementary tactic of having APS members write correspondingly in both more clinical and more basic journals to provide physiological opportunities to the readers of those journals and open the doors to increased collaboration. Many of you are aware that APS has a program called PIM—“Physiology in Medicine”—which has consisted of reviews published in the *Annals of Internal Medicine*. PIM focuses on laying out the physiological basis of specific disease states to enhance clinician understanding and hence clinical care. What I am proposing is additional and complementary to PIM, focused on identifying research areas across disciplines.

Achieving such a vision is a complex undertaking that will require buy-in from many people, in particular our own Council and our journal Editors, as well as the leadership and Editors of our potentially collaborating societies. I can say that as a respiratory physiologist

and recent President of the American Thoracic Society (ATS), I enjoy excellent relationships with current ATS leadership and know that there is interest from them in such a project. I hope this can be translated into a working program, and that other clinical societies will see things the same way.

Why this choice of emphasis, especially the clinical connection? First, I firmly believe that our ultimate mission is no different from that of our clinician colleagues (animal or human caregivers alike)—to improve health and diminish disease. Second, I equally believe that good clinical and, separately, good molecular research, demand strong physiological understanding, something we can help with. Third, the makeup of our own society has evolved away from MD-trained to PhD-trained over recent years. We have more PhD and fewer MD members now than in past years, the ratio of MD's to PhD's having fallen by some 50% since 1980. The APS Presidents' academic degrees have shifted similarly. From 1980 to 1990, seven of the 10 Presidents had an MD degree. Between 1990 and 2000, five of the 10 possessed an MD degree, and over the last 10 years, just two of 10 were MD's. While many PhD's are closely involved in clinical research, it

Table 1: Educational Programs of the APS

Cross-Cutting

- APS Archive of Teaching Resources Digital Library
- APS Careers Web Site
- APS Career Mentoring Website

Continuing Education

- Refresher Courses for Physiology Medical Educators
- APS/ACDP Medical Physiology Curriculum Objectives

Graduate and Postdoctoral Level

- APS/ACDP List of Professional Skills for Physiologists and Trainees
- Professional Skills Training – Live Courses (Writing & Presentation Skills)
- Professional Skills Training – Online Courses (Writing & Presentation Skills)
- EB Live and Online Career Symposia
- APS Trainees Web Site
- Caroline tum Suden/Frances A. Hellebrandt/Steven M. Horvath Professional Opportunity Award
- Porter Physiology Development Program
- APS/NIDDK Minority Travel Fellowship Program

Undergraduate Level

- Undergraduate Outreach Resources:
 - Careers in Physiology Poster (sent to all US biology departments annually)
 - Exploring Physiology Careers - PowerPoint presentations
- APS- Sponsored Speakers and Workshops at HAPS Annual Meeting
- David S. Bruce Awards for Excellence in Undergraduate Research
- APS Undergraduate Student Summer Research Fellowship
- Online Database of Institutions Awarding Physiology Degrees

K-12 Outreach Level

- Frontiers in Physiology Summer Research Fellowships for Teachers
- Frontiers in Physiology Local Outreach Teams for K-12 Education
- K-12 Minority Outreach Fellowships for Grad/Postdoctoral Students
- Physiology Understanding Week (PhUn Week)
- EB Workshop for Life Science Teachers & Students
- APS Local Science Fair Awards
- APS Awards at International Science & Engineering Fair
- Careers in Physiology Brochure (3-6,000 distributed to students annually)

appears that MD's seem less attracted to APS, and so outreach to clinical societies may be very fruitful.

Strengthening Relationships with International Physiological Societies

Another vision is to strengthen further our already good relationships with

other national Physiological Societies. Many of our meeting attendees are international, many of our members are international, and many of our journal authors are international, by their own choice. In my short time in APS leadership (as current President-Elect), it has become apparent to me that we are indeed seeing more frequent outcome-

oriented interactions with several such groups, and the potential for several joint projects and meetings is currently being explored.

Not fixing what works

APS has a number of successful and high quality programs that simply must continue—spline function concept again.

Introducing Peter D. Wagner

Peter D. Wagner, MD is Distinguished Professor of Medicine and Bioengineering at UCSD in La Jolla, CA. He is also Chief of the Division of Physiology within the Department of Medicine in the UCSD Medical School, and directs an NIH Program Project grant that examines the functional and structural basis of skeletal muscle abnormalities in COPD. He is board certified in Internal Medicine and in the subspecialty of Pulmonary Disease, and was elected to the ASCI in 1980 and to AAP in 1991.

Wagner was born in 1944 in Karachi, Pakistan of fleeing German/Austrian Jewish parents who found themselves there during the Second World War. He moved to Sydney, Australia, as an infant where he grew up, receiving a Bachelor of Medical Science degree in 1967, followed by a medical degree from Sydney University in 1968. After a year of clinical internship at the Royal Prince Alfred Hospital in 1969, he took a postdoctoral position with John West in San Diego at 2pm on February 8, 1970. In 1973 he joined the UCSD medical faculty and attained the rank of full Professor in 1984. He has remained at UCSD for his entire subsequent career, which spanned exactly 40 years at the time of writing.

His research interests are in oxygen transport between the environment and the (muscle) mitochondria. For the first 15 years of his research career, this involved studying pulmonary gas exchange, a complex process that greatly interferes with oxygen transport when the lungs are abnormal. To better understand gas exchange, he developed the Multiple Inert Gas Elimination Technique, a computer based method that measures the simultaneous pulmonary elimination of a mixture of some six different inert gases, from which it is possible to calculate the quantitative distribution of ventilation/perfusion ratios throughout the lungs. This technique has been used in basic and clin-

ical research setting in a large number of centers around the world, and remains in use today.

In 1985, by chance, his interests migrated to the skeletal muscles when he noticed a peculiar pattern of behavior of oxygen transport during exercise at altitude. This led to postulating a major role for diffusion of O₂ in muscle as a contributor to oxygen transport limitation of maximal exercise. Over several years, he carried out both theoretical and experimental physiological studies showing the importance of muscle O₂ diffusion limitation, and how this played a role in determining the overall ability of O₂ transport to support exercise.

It soon became evident that the major barrier to muscle diffusion of O₂ lay in the size of the capillary/fiber interface and this lead Wagner to initiate an ongoing research program into the regulation of muscle capillarity at the molecular level. Through a variety of molecular approaches, some involving Cre/LoxP gene deletion strategies, he found that the gene VEGF is critical in both maintaining muscle capillarity and increasing it in response to muscle training. He is continuing this research direction today, focused on mechanisms – possibly hypoxic, inflammatory, or other - of VEGF regulation in the muscles of patients with COPD.

Wagner has published 315 research papers over his career, with 149 of those appearing in APS journals. He has published 118 reviews/book chapters and countless wine recommendations (along with a book on wine appreciation he donated to APS to help raise funds). He was President of the International Society for Oxygen Transport to Tissues in 1992/3 and of the American Thoracic Society in 2005/6. Awards received include NIH RCDA (1974-9); Manuel Tapia Lectureship (1990); Franqui Visiting Professorship, Brussels (1990); Distinguished Lectureship in Physiology, ACCP (1992); UCSD Faculty Distinguished Lecture (1994);

Honorary Doctorate, Univ. of Barcelona, Spain (1999) Robert Grover prize, American Thoracic Society (2000); J. Burns Amberson Lectureship, American Thoracic Society (2001); European Respiratory Society Presidential Award (2001); Edward F. Adolph Lectureship, American Physiological Society (2002); UCSD Distinguished Teaching Award (2002); Raine Visiting Professorip and Lectureship, Univ. of Western Australia (2006); Joseph B. Wolfe Memorial Lectureship, ACSM (2008); Joseph R. Rodarte Award, American Thoracic Society (2009); Sandford Skinner Lectureship, Univ. of Melbourne, Australia (2009).

Since joining in 1974, Wagner has been closely associated with the APS in several ways. In addition to publishing nearly half his entire career research output in APS journals, he has served twice on Council: from 1989-1991 and from 2003-2008 (the latter ex-officio as chair of the Finance Committee). From 1996 to 2005 he was an Associate Editor of the *Journal of Applied Physiology*, and has been on its Editorial Board continuously since 1976. He has been on the editorial board of *Physiological Genomics* since 2005, was the Respiration Section secretary treasurer in the 1980's. He organized the first three intersociety meetings on the Integrative Biology of Exercise (1992, 1996, 2000), has chaired symposia at EB and served on a local committee for the 2005 IUPS meeting in San Diego. He is an Editor for two of the new APS Comprehensive Physiology series, formerly known as the Handbooks of Physiology, one on exercise and one on pulmonary gas exchange. He reviews research papers extensively for several APS and other journals, and continues to serve NIH and several other granting agencies as grant reviewer. Last but not least, he continues to provide APS members with inexpensive wine recommendations every two months.

We all know about our meetings and journals, but unless one has some leadership position within the society, less obvious programs may escape attention. In particular, our educational and our advocacy efforts are singular. Educational outreach efforts by APS—at all levels from high school to graduate school—have proliferated and are nationally regarded as outstanding. Advocacy, especially regarding the humane use of animal subjects in physiological research, is another flagship program (in partnership with FASEB, who looks to APS for leadership on this critical issue). These and other programs don't generate money for the society (yes, they do generate grants, but what is received is spent) but to me they are so important I cannot imagine not supporting them to the fullest extent, in spite of their growing net cost. The educational programs—in addition to, well, educating—raise awareness of physiology outside our own tent, and will also help to attract young researchers into the field and into our society. Our challenge is to find ways to generate new support for these programs. Table 1 lists our current educational programs. They are amazing.

Being prepared to fix what, while working now, may break in the future

The publications program, Open Access (OA). More than 80% of the APS budget derives from our publications, which remain world leaders in the discipline. Publications cannot fail. Our publications, like the big banks, are too big to fail. If that were to happen, we could not support our educational, advocacy and other programs, and APS would be greatly diminished. The problem is simple, the fix is not. While I think most of us cannot disagree with the moral high road espoused by OA—free and immediate access to all research results for everyone—APS would become road kill on the information highway under this plan. This would happen because there would no longer be the need for subscriptions to our journals—they would be freely available to all. To process, peer review and publish our roughly 36,000 pages of research papers and reviews each year costs us \$12 million, which would no longer be recoverable from subscriptions. To maintain the society's finances would require a drastically different business model to pay for publishing in the absence of subscriptions. The most obvious is the “author-pays” model

whereby the author of a paper bears the full cost of processing, review and publication—currently about \$3,000 per average article. If the OA advocates have their way, get ready to request \$3,000 x N extra dollars from NIH each year of your grant (N being the number of papers you publish each year—you can do the math).

To let the Government know about this, Martin Frank and current APS President Gary Sieck recently responded to a Request for Comments on Public Access issued by the Office of Science and Technology Policy. They wrote that, “If the government truly believes that peer review is important, it must find a way to sustain peer review either by establishing policies that do not undermine subscriptions or else by paying for peer review through article processing fees. The problem with the latter is that such funding will inevitably (a) reduce the amount of funding available to conduct research and (b) be subject to the vagaries of legislation.” The Publications Committee and staff are putting a great deal of effort into the problem and have been planning for a future world without subscriptions.

Taking care of business

Financially, APS has survived well in spite of these troubled times. Our reserves have suffered, but not as painfully as those of many, because of conservative investment policies (that sacrifice some of the returns during boom times in return for greater protection against loss during the bad times). We are not immune, however, and while our annual budgets have been balanced for many years, even returning modest excesses of revenue in some, every year is a new experience and we must plan accordingly. This intertwines with the OA problem above. We will continue to work towards increased efficiencies in our operations with the vision of doing all we can not to eliminate or weaken programs. The APS staff has worked wonders to reduce costs, and all of us owe them profound thanks. The Presidents (elect, current and past) sit on the Finance Committee, and this committee will carry quite a burden as the economy struggles and OA looms. I hope the committee will devote some effort this year to considering new ways to enhance revenues.

There are, of course, many additional issues before the APS and other more specific goals one could discuss, such as membership renewal (that is, the

recruiting of new young scientists to APS, not paying our annual dues!), and NIH (and other federal) funding advocacy, but the above are the main ones on my list. APS will of course continue to work on many issues other than those I have featured here.

So what about the “State of the APS”? Pretty good, I must say. Consider the following:

1. The APS represents scientists who form the essential link between molecular discovery and patient care. This is, therefore, a great time for Physiology, as the molecular tsunami provides us untold opportunities to help understand what genes do in health and disease.

2. It's not a good time for the economy, but APS is doing relatively well, has been able to afford its programs without incurring deficit or program contraction, and is very well managed financially.

3. The publications program, while under financial threat from OA, is in excellent shape, as well. Much thought has been given to the ramifications of OA, and APS is “ready to roll” if necessary.

4. Flagship programs in education and advocacy are doing exceptionally well, although financially we need to look for additional support for them.

5. Our meetings program remains strong. That said, both EB and the APS conferences are being actively discussed in terms of format, finances, and focus. Experiments are on the way! Relationships with other like-minded societies are developing.

6. Our Bethesda staff is second to none; our volunteer members who serve on the countless committees are very talented and committed—this I see, either firsthand or from reports, every time Council, sections, editors and committees get together. And, you all get a free list of good, cheap wines every two months.

In closing, lest you think I believe life is so rosy we can just sit tight, APS will undergo a formal strategic planning exercise in late 2010 or early 2011. We have been doing this every five years and it has served us well. The objective will be to redevelop an overall vision for the Society, from which strategies to achieve that vision will be created, leading to the hands-on tactics that will translate those strategies into action. The APS is too important for us not to make such an effort. The world around us is changing, and if we do not adapt, we will be left behind. ❖

Physiology and APS Receive PROSE Award

The Professional and Scholarly Publishing (PSP) Division of the Association of American Publishers announced the winners of the 2009 American Publishers Awards for Professional and Scholarly Excellence (The PROSE Awards) at their Annual Meeting on February 4th. The PROSE Awards annually recognize the very best in professional and scholarly publishing by bringing attention to distinguished books, journals, and electronic content in over 40 categories. The 2009 PROSE Awards received a record-breaking 441 entries—the most ever in its 34-year history—from more than 60 professional and scholarly publishers across the country.

The prestigious R.R. Hawkins Award recognizes exceptional scholarly works in all disciplines of the arts and sciences, and is given for the most outstanding professional, reference or scholarly work among the year's award winners. The 2009 R.R. Hawkins Award was presented

to two publishers: the Univ. of Chicago Press for *Plato's Philosophers: The Coherence of the Dialogues*, and John Wiley & Sons for *Wiley Interdisciplinary Reviews (WIREs)*. While this isn't the first time the Hawkins has been awarded to two presses since the PSP Awards program launched in 1976, this is the first time an eProduct has taken home the Hawkins prize. The selection of Wiley for the Hawkins Award is important because APS has partnered with Wiley to use the WIREs platform to launch the APS Handbooks of Physiology Online later this year. The new online book project is called Comprehensive Physiology.

In addition to Wiley, other award winners included Elsevier, Modern Language Association, Oxford University Press, The Johns Hopkins University Press, American Institute of Physics, Louisiana State University Press, and the American Physiological Society (<http://www.prose-awards.com/news.html>). The APS was rec-

ognized for *Physiology* which received an award for Journal/Best Design in Print. ❖



(Photo by James Kim, James Kim Photography)


Martin Frank and Rita Scheman receive plaque from **Tom Allen**, President and CEO, Association of American Publishers, Inc.

APS Election Results

The American Physiological Society announces the results of the election of officers for 2010. **Joey P. Granger**, Univ. of Mississippi Medical Center, is

the new President-Elect. The three newly elected Councillors taking office on April 28, 2010 are **Kenneth M. Baldwin**, Univ. of California, Irvine;

Ida Llewellyn-Smith, Flinders Univ.; and **Alan F. Sved**, Univ. of Pittsburgh. The Councillors will each serve a three year term. ❖



Joey P. Granger



Kenneth M. Baldwin



Ida Llewellyn-Smith



Alan F. Sved

APS's Sieck and Zucker Participate in Indian Science Congress

APS President Gary Sieck and Past President Irving Zucker were invited to participate in the 97th Indian Science Congress that took place January 3-7 in Tiruvananthapuram in the state of Kerala. This is the largest gathering of Indian scientists in the world. Scientists representing the biological and physical sciences showcased the current state of scientific endeavor in India. Sieck and Zucker gave one-hour lectures in a biomedical symposium on the University of Kerala's campus. ❖



Shown with Gary Sieck and Irv Zucker is **Surinder Parmer**, former chair of physiology at the University of North Dakota and one of the organizers of the Indian Science Congress.

APS Welcomes Sucampo AG as the New Sponsor of the Cannon Lecture

Since its inception in 1982, the Walter B. Cannon Memorial Lecture has served as the pre-eminent award lecture of the Society. It is designed to recognize the contributions of physiologists to our understanding of how the living organism functions and how it maintains the constancy of its internal environment, which is how it maintains homeostasis, a key physiological process studied extensively by Cannon. The Society has been fortunate to have had outstanding scientists presenting this lecture, many of who were Nobel laureates, Lasker Awardees, and members of the National Academy of Sciences and Institute of Medicine. This year is no exception, with the selection of another outstanding scientist, Jeffrey J. Fredberg, Harvard University, to present the


Cannon Lecture on Saturday, April 24 in Anaheim.

This year, the Society is pleased to welcome Sucampo AG as the sponsor of the Cannon Lecture. Sucampo AG is an intellectual property holding company located in Zug, Switzerland. Sucampo AG holds and licenses patents and patent applications related to Prostone to Sucampo Pharmaceuticals, Inc. (NASDAQ: SCMP), an international biopharmaceutical company based in Bethesda, MD and its subsidiaries worldwide. The therapeutic potential of prostone was first identified by Ryuji Ueno, MD, PhD. Dr. Ueno and co-founder Dr. Sashiko Kuno successfully developed and commercialized two pharmaceutical products based on prostone. They founded Sucampo AG in 1997. S & R Foundation,

founded by Drs. Kuno and Ueno, provides support for the Society's Ryuji Ueno Award for Ion Channels or Barrier Function Research.

In agreeing to sponsor the Cannon Lecture, Sucampo AG recognized that the importance of the lecture resides in the fact that the topic of the lecture draws from the research efforts of one of the Society's most influential scientists and founders. It demonstrates how a phenomenon characterized many years ago to define the living organism still permeates all our research, including that of the individuals selected to present the award. Clearly, this lecture puts "physiology in perspective" at a time when molecular and genomic approaches guide our efforts, something that is important to Sucampo AG. ❖

Introducing Bill J. Yates



Bill Yates

In January 2010, Bill Yates succeeded Tim Musch as the Chair of the Animal Care and Experimentation Committee (ACE). Yates has been a member of the committee since 2007, and has participated in a variety of

committee activities, including chairing a roundtable meeting in August of 2009 regarding the necessity for random source dogs and cats in physiological research. He comes to the committee with a tremendous amount of experience regarding animal care and use issues, having served as the Chair of the IACUC at the University of Pittsburgh, and more recently as co-director of the University's Research Conduct and Compliance Office. He has also been a faculty member at national meetings related to regulatory compliance in animal care, and is a member of the Board of Directors of Americans for Medical Progress.

Yates' active involvement with APS began well before his appointment to ACE. He served on the steering committee for the Central Nervous System (CNS) section from 1999-2006, and was the section's Secretary-Treasurer from 2002-2006. He also served as the CNS section's representative to the Committee

on Committees from 2000-2006. He has hosted two APS summer undergraduate fellows, as well as a Frontiers in Physiology Research teacher in 2008.

Yates received BS and PhD degrees in Neuroscience from the University of Florida, respectively in 1981 and 1986. He then moved to the Rockefeller University in New York City, where he was appointed as a postdoctoral fellow and then an assistant professor. Yates relocated to the University of Pittsburgh in 1994, where he is currently a Professor of Otolaryngology and Neuroscience.

Yates' research considers the influence of vestibular signals on autonomic regulation, including the control of breathing and circulation. He also studies the neural basis of nausea and vomiting, particularly in relation to motion sickness. Yates has been funded continuously by NIH since 1990, and is currently the principal investigator for two R01 grants. He has served as a "permanent" member of an NIH Study Section, and has participated in many review panels for NASA. He is also a senior editor for Experimental Brain Research.

Although Yates is actively involved in research and administration at the University of Pittsburgh, his favorite activity is teaching. As a faculty member in a medical school, his primary responsibility is to teach medical and graduate students. However, his preferred audience is undergraduate students. Yates initiated an undergraduate course in Human Physiology through the

University of Pittsburgh's Honors College in 1998, and has taught the class ever since. Yates hosts at least seven undergraduate students in his laboratory every term, many of whom complete publication-worthy research projects. Since 1999, 24 manuscripts from his laboratory have included authorship of 34 undergraduate students; seven papers have undergraduate students as principal authors. Over the past decade, 12 of Yates' undergraduate students have presented their research at Experimental Biology meetings. The University of Pittsburgh recently recognized Yates' contributions to undergraduate education with a Chancellor's Distinguished Teaching Award, which is the highest teaching honor at the University.

Yates is honored to work over the next three years with past-president Tim Musch and other ACE committee members, as well as APS' highly competent staff members, including Alice Ra'anan (Director of Government Relations and Science Policy). The ACE Committee's broad agenda is to maintain public support for the humane use of animals in research and teaching, help researchers confront the challenges of the animal rights movement, and work with policy makers to avoid unnecessary legislative and regulatory restrictions on the use of animals in research and teaching. Yates looks forward to mobilizing the members of the ACE Committee and collaborating with other APS committees to achieve these objectives. ❖

Annual Meeting of the Arizona Physiological Society

The Medical Campus of the University of Arizona hosted the Second Annual Meeting of the Arizona Physiological Society (AzPS) from November 20-21, 2009. One hundred members registered for the event, or 85% of the membership, including 43 Regular Members, 11 postdoctoral trainees, 29 graduate student members, and 17 undergraduate student members from four university sites in Arizona. In addition, 10 undergraduate student members from the UA Physiology Club assisted in the preparation and conduct of the meeting.

To reinforce the objective of enhancing professional development of Graduate Student Members, the opening session, chaired by Scott Boitano (UA), featured nine informative oral presentations by graduate students. The presentations covered diverse topics, the discussions were interesting and at times lively, and the results were most rewarding for advisors and mentors. Kate Lindborg (UA) was subsequently awarded 1st prize for her presentation entitled, "Chronic endocannabinoid receptor-1 antagonism improves metabolic parameters beyond those with reduced caloric intake in lean and obese Zucker rats."

Following the oral presentations, members moved to an adjacent building for 15 graduate student poster presentations. Like the oral presentations, the topics were varied, the discussions were interesting; conducted in a crowded environment, lively and, at times, intense. Gabrielle Brown's (UA) poster entitled, "Enhancement of platelet activation and aggregation by erythrocytes: role of red cells in thrombosis" was subsequently awarded the



AzPS members interacting at a poster presentation session.

1st prize for graduate students.

The evening session of the first day was hosted by President Stan Linstedt (NAU) and included the APS Keynote Lecture by Jeff Sands, Juha P. Kokko Professor of Medicine, Director of the Renal Division, at Emory University in Atlanta, GA. His well-presented lecture was entitled, "Regulation of renal urea transport by vasopressin," and was frequently listed on the evaluation form as a highlight of the meeting. Following the lengthy discussion of his lecture, a reception that was enjoyed by all was held in the foyer until closing and, like the lecture, was highly rated on the evaluation form.

The second day began with eight poster presentations by regular members and postgraduate trainees and by seven undergraduate student members. They covered a diverse number of topics such as, "Site-directed mutagenesis of the CBM in aldolase: molecular tool for the study of metabolic compartments in vascular smooth muscle," by Johana Vallejo (Midwestern U) and as,


"Three-dimensional architecture of the renal inner medulla of the desert rodent *Dipodomys Merriami*: potential impact on the urinary concentration mechanism," by Vinno Urity (UA) which was subsequently awarded the 1st prize for a poster by an undergraduate student.

Besides the posters, a symposium was chaired by Christos Katanos (ASU) entitled, "Insulin resistance and diabetes: mechanisms and clinical aspects," that included presentations by Katanos, Hussein Yassine (UA-Phoenix) and by Erik Henriksen (UA) which attracted much attention and discussion. It also received many favorable comments on the evaluation form.

The Arizona Distinguished Lecture was initiated in 2008 to recognize Arizona physiologists who have made a difference. For 2009, Christopher Blodi



AzPS Members attending the oral presentations at the annual meeting.



President-Elect Dr. Scott Boitano, University of Arizona.



Dr. Jeff Sands of Emory University and the title of his APS Keynote Lecture.



AzPS President Stan Lindstedt and Drs. Burt and Nishikawa enjoying a moment at the reception.

(NAU) introduced J. Richard Coast (NAU) whose presentation was entitled, "Fatigue and training of the respiratory muscles." It was well received and extensively discussed because the topic has controversial components in respiratory and exercise circles.

Before lunch, an AzPS business meeting was scheduled with President Lindstedt presiding. He announced the results of the election of officers which indicated Scott Boitano (UA) would be the President-Elect for the 2009-10 term. He then introduced Johanna Vallejo who invited AzPS members to attend the 2010 meeting in Glendale,

AZ which will be held on November 5th and 6th on the campus of Midwestern University campus. President Lindstedt then introduced Tom Pannabecker, Secretary-Treasurer of AzPS who presented monetary prizes to nine individuals who were selected to receive awards for their oral or poster presentations (\$100 for first prize, \$50.00 for second prize, and \$25 for third prize).

The final scheduled event before closure was the free communication section for six regular members and post-doctoral trainees chaired by John Konhilas (UA). The first paper was by

Chad Carroll (Midwestern U) that was entitled, "Cyclooxygenase enzyme activation in human skeletal muscle after acute resistance exercise," while the last speaker was Thanh Cao (UA-Phoenix) who spoke on, "In vitro human fibroblast (HF) injury repair in response to modeled repetitive motion strain (RMS) and myofascial release (MFR)." Despite the intent to return home, the discussions were serious, interesting, and sufficiently extensive that the session went overtime. ❖

Charles M. Tipton



Secretary-Treasurer Tom Pannabecker distributing checks to undergraduate and graduate students for their oral or poster presentations.



Dr. J. Richard Coast of Northern Arizona University who was selected to present the 2009 Distinguished Arizona Lecture.

Nebraska Physiological Society Holds 12th Annual Meeting

The twelfth annual meeting of the Nebraska Physiological Society (NPS) was held on Saturday, September 12, at the Univ. of Nebraska Medical Center Sorrell Center in Omaha, NE. Attendance at the meeting totaled 101 registered individuals, including undergraduate and graduate students, postdoctoral fellows, and faculty members and eight school educators. Forty-five research posters from seven research institutions were presented. The meeting attracted students from institutions throughout the state, and surrounding states of South Dakota and Iowa. It promoted interdisciplinary contacts among individuals interested in the physiological sciences at the local level. It also highlighted goals and teaching activities on education for science teachers. The meeting began at 9:00 AM with welcome and introductory remarks from Kaushik P. Patel, NPS President and Professor, Department of Cellular and Integrative Physiology, Univ. of Nebraska Medical Center. Patel thanked this year's sponsors for their support. Sponsors included the American Physiological Society; the Department of Cellular and Integrative Physiology, UNMC; corporate sponsors were Biospherix, Ltd., Data Sciences International, and VisualSonics. He then thanked the staff of the Department of Cellular and Integrative Physiology for their help and support during his presidency: Pearl Sorensen, Linda Tegeder, Janine Wilson, and Cindy Norton. He also thanked the graduate students that helped with the setting up of the rooms and the easels.

The meeting began with the research keynote address by Allan Kim Johnson, Univ. of Iowa. The title of Johnson's presentation was "Broken Hearts, Sadness, and the Dr. Selye's Other Axis of Evil."

Johnson's address was followed by two alternate sessions, the Young Investigator Scientific Presentations or the Teacher's Breakout Session. The first Young Investigator

Presentation was given by Matthew C. Zimmerman, Assistant Professor, from the Department of Cellular and Integrative Physiology, Univ. of Nebraska Medical Center and the second by Sonia M. Rocha-Sanchez, Assistant Professor, School of Dentistry, Creighton Univ. The speakers were selected to present their research projects based on the quality of their submitted abstracts.

New to the NPS meeting this year was the Teacher's Breakout Session that was arranged by David Holtzclaw, Instructor, Department of Cellular and Integrative Physiology, UNMC, Barbara Engebretsen, Wayne State College and Stephen DiCarlo. The teachers participated in hands on projects that could be performed in the classroom. Holtzclaw and DiCarlo demonstrated a cardiovascular activity, which involved Starling's Law. Engebretsen performed a molecular biology activity.

Following the breakout sessions, DiCarlo, Professor, Wayne State Univ. presented the education keynote address entitled, "Understanding is the Residual of Thinking."

Following the education talk, Patel called to order the NPS business meeting lunch. Irving H. Zucker, Past-President of APS and Chair of the Department of Cellular and Integrative Physiology presented an update on the state of the APS. Zucker highlighted current programs and strategic goals of the parent society. Next, Holtzclaw highlighted the activities that took place during APS sponsored Phun Week and the 7th Grade College and career fair that took

place at Metropolitan Community College. Next, Harold D. Schultz presented an update as the NPS representative to the APS Chapter Advisory Committee. Next, Cindy R. Norton, Executive Director and Administrator, Department of Cellular and Integrative Physiology, UNMC, presented the current financial status of NPS. She noted that the current financial status of NPS is sound. Norton called for a vote to reinvest the Chapter Certificate of Deposit for an additional year and reinvest \$1,200 of the Lee Zucker funds into a 12-month Certificate. Motion passed. Next, the membership participated in a discussion regarding the roles of the officers and councilors for the annual meeting and other activities by NPS. Patel stressed the importance of having specific defining roles for the officers and councilors for the meeting and



Active research discussion between NPS members.



recommended that the new slate of officers identify these responsibilities. Patel presented certificates to all the teachers that participated in the NPS meeting.

The afternoon portion of the meeting was dedicated to poster viewing and judging. Posters were judged in the undergraduate, graduate, and postdoctoral categories from institutions that included: Univ. of Nebraska at Lincoln, Univ. of Nebraska Medical Center, Creighton Univ., Univ. of Nebraska at Omaha, Univ. of South Dakota, and Wayne State College. After the judges' rankings were compiled, each group of judges met to finalize the award recipients.

The NPS business meeting reconvened and Patel presented awards to individuals in each of the categories. The APS donated \$500 for awards and NPS donated \$650 so that three awards could be given in each category.

Recipients received certificates and monetary awards of \$250 (1st place), \$100 (2nd place), or \$50 (3rd place). Award recipients in the undergraduate category were: 1st place: Sumit Kar, Univ. of Nebraska Medical Center; 2nd place: Neil B. Huben, Univ. of Nebraska at Omaha; 3rd place: Bridget Leuschen, Univ. of Nebraska Medical Center.

Award recipients in the graduate category were: 1st place Lee Zucker Graduate Student Research Award, Halvor S. McGee, Creighton Univ.; 2nd place (tie) Sarah Clayton, Univ.

of Nebraska Medical Center and Erin Rosenbaugh, Univ. of Nebraska Medical Center; 3rd place Anindit Mukherjee, Univ. of Nebraska Medical Center.

With a three-way tie for first-place award recipients in the postdoctoral category were: P. Richard Grimm, Univ. of Nebraska Medical Center; Amit Mitra, Univ. of Nebraska Medical Center; Ruifang Yang, Univ. of Nebraska Medical Center.

Patel presented a plaque to NPS Past-President, Thomas E. Pisarri, Department of Biomedical Sciences, Creighton Univ., in recognition of his innovative efforts in planning the 2008 Nebraska Physiological Society

Meeting.

Patel again thanked this year's sponsors for their support and thanked all individuals who helped make the meeting a success. Patel then introduced George Rozanski, Department of Cellular and Integrative Physiology, UNMC as the incoming 2009-2010 NPS President.

NPS Officers for 2009-2010 Term: President: George J. Rozanski, Univ. of Nebraska Medical Center; President-Elect: G. Patrick Lambert, Creighton Univ., Past President: Kaushik P. Patel, Univ. of Nebraska Medical Center; Secretary/Treasurer: Hong Sun, Univ. of Nebraska Medical Center; Councilor: Barbara Engebretsen, Wayne State College; Councilor: Keshore R. Bidasee, Univ. of Nebraska Medical Center; Student Councilor: Erin Rosenbaugh, Univ. of Nebraska Medical Center.

The meeting concluded at 4:30 pm. ❖

*Cindy R. Norton
CPS/CAP Executive Director*



Teachers participating in the teacher's breakout session.

24th Annual Meeting of the Ohio Physiological Society

On October 29 and 30, well over 100 physiologists, students, postdoctoral students and technicians joined together in the Blackwell Hotel, on the Ohio State University (OSU) campus to participate in the Ohio Physiological Society meeting. No less than 17 different higher Ohio learning institutions were represented by the attendees.

On Thursday evening, the first APS Keynote lecture was given by Robert Hamlin, Professor of Veterinary Medicine, OSU. His presentation "Giraffes would make great fighter pilots...bats great cardiologists...and please give me heart that's part spider, part goat, part guinea pig, and part rat!" was extremely well-received, and shed light on several important physiological concepts that can be learned from studying a "not-a-mouse." His presentation was followed by the annual OPS dinner where attendees had ample opportunity to talk physiology, as well as relax.

On Friday, the program was opened by four wonderful faculty oral presentations by Ashot Kozak from Wright State Univ., Ian Bratz from NEOUCOM, Abu Shamsuzzaman from Cincinnati Children's, and Christopher Gillen from Kenyon College. These presentations were followed by the first of two poster sessions, where over 40

posters were presented by students, faculty, postdoctoral students, and technicians.

The second keynote talk was delivered by Michelle Kienholz, from the Univ. of Pittsburgh, PA. She presented, "Preparing Competitive NIH Applications for Enhanced Peer Review," a very timely and in-depth view of the NIH peer-review system, with many helpful tips for both starting applicants, as well as for seasoned grant writers.

After a well-deserved lunch, four students/technicians delivered excellent oral presentations on their research work; Jamie Wagner from Oberlin College, Katherine O'Shaughnessy from Capital Univ., Laura Smith from Case Western Reserve Univ., and Sima Rahman from the Univ. of Toledo.


After the second poster session, The Peter Lauf travel award was awarded to Jamie Wagner for her presentation,



"Calcineurin homologous protein is required for a proton-activated muscle contraction that occurs during defecation in *C. elegans*." With this award, Jamie will be able to attend the Experimental Biology meeting this spring.

After a few final remarks and brief deliberations, participants went on their way. We hope to continue to have great meetings in the year to come, next year will be the 25th (!) meeting of the Ohio Physiological Society. The meeting will be held on October 14/15 in Cleveland, and will be organized by the next president of the OPS, Carole Liedtke, from Case Western Reserve Univ. ♦

Paul Janssen
OPS President 2009



Jamie Wagner at her poster.



Dr. Peter K. Lauf, Jamie Wagner (winner of the Lauf travel Award), and Paul M.L. Janssen (2009 OPS President).




The new force in data acquisition

If you haven't experienced the power of ADInstruments PowerLab® data acquisition systems and new generation LabChart® Pro software, here's three reasons you really should:




Turbo Features

LabChart Pro delivers powerful features including 32 display channels (16 inputs); multi-channel signal averaging with unlimited pages/sweeps; editable macros with VB scripting and 11 modules for powerful analysis – new Spike Histogram 2, Peak Analysis, Video Capture & more.



Complete Systems

Flexible PowerLab data acquisition systems with LabChart Pro are perfect for extracellular, intracellular, patch clamping and epithelial voltage clamp studies. The systems require no programming and they are easily interfaced with products by ADInstruments and other leading manufacturers.



Publish Faster

Our systems are not just powerful, they also deliver an ease of use that boosts productivity. See for yourself how thousands of researchers have been using their PowerLab systems by searching published papers at www.adinstruments.com/citations

Contact us for an obligation-free demonstration.

Tel: 1 888 965 6040 | Email: neuroscience@adinstruments.com

Web: www.adinstruments.com/neuroscience



EQUIPMENT CERTIFIED
FOR HUMAN CONNECTION


ADINSTRUMENTS
making science easier

USA • BRAZIL • CHILE • UK • GERMANY • INDIA • JAPAN • CHINA • MALAYSIA • NEW ZEALAND • AUSTRALIA

CELEBRATING OVER 20 YEARS OF INNOVATIONS


Association of Chairs of Departments of Physiology Meeting Highlights

The Association of Chairs of Departments of Physiology (ACDP) held its annual meeting at Loews Ventana Canyon Resort in Tucson, AZ on December 3-6, 2009.

President Meredith Bond (Univ. of Maryland School of Medicine) developed a program based on current cutting-edge research presentations and issues dealing with educating the next generation of scientists and physicians.

The third Arthur Guyton Lectureship was given by Helen Hobbs (Univ. of Texas Southwestern Medical Center) on "Genetic Protection Against Diseases of Dietary Excess." The other research presentation was given by new chair J.P. Jin (Wayne State Univ.) on "Continuous Learning From Troponin T: From Protein to Gene to Integrative Physiology."

Presentations focusing on educating the next generation were given by two NIH Institute Directors: Stephen I. Katz (NIAMS) on "Challenges and Opportunities of Administering Science at the NIH," and Story C. Landis (NINDS) on "Fostering Careers of New Young Investigators." In addition, Mike Rossner, Executive Director of Rockefeller Univ. Press, spoke on the ethical issues trainees face with submitting their research for publication



Loews Ventana Canyon Resort.

in "What's in a Picture? The Temptation of Image Manipulation."

Other presentations were made by Irving Zucker (Chair, Univ. of Nebraska Medical Center) who reported on a new project using a "wiki" as a teaching tool to link the *ACDP/APS Medical Physiology Learning Objectives* to experimental evidence. Peter Lauf, Chair of the APS Chapter Advisory Committee, updated participants on the APS chapter program and encouraged the initiation of new chapters. L.

Gabriel Navar led working sessions for participants to review and revise sections of the *ACDP/APS Medical Physiology Learning Objectives*. A new revision is planned for 2010. Martin Frank, APS Executive Director, gave an update on APS activities and future plans.

Officer elections were held with the following results. Gary Sieck (Mayo Clinic College of Medicine) was elected President-elect, Patricia E. Molina (Louisiana State Univ., New Orleans) and Michael B. Reid (Univ. of Kentucky College of Medicine) were elected to three-year terms as Councilor, and T. Richard Nichols (Georgia Institute of Technology) was elected to a one-year term as Councilor to finish out Gary Sieck's term. Nicola C. Partridge (New York Univ. College of Dentistry) was thanked for her service as Past President, as were Raymond A. Frizzell (Univ. of Pittsburgh School of Medicine) and Muthu Periasamy (Ohio State Univ. College of Medicine) for their service as Councilors.

President-elect R. Clinton Webb (Medical College of Georgia) announced the 2010 ACDP annual fall meeting will be held at the Hyatt Regency Coconut Point Resort and Spa in Bonita Springs, FL, on December 2-5, 2010. For more information on the 2010 meeting, see <http://www.acdponline.org/Meetings/2010fallmeeting.htm>. ❖



ACDP President Meredith Bond presents Helen H. Hobbs with the 3rd Guyton Lectureship Award.

Wise Honored at Annual ACDP Meeting

Meredith Bond, President of the Association of Chairs of Departments of Physiology (ACDP), presented the ACDP's highest award, the Distinguished Service Award, to Phyllis M. Wise, Provost and Vice President at the Univ. of Washington, during the organization's 2009 fall meeting in Tucson, AZ.

Wise was selected to receive the ACDP Distinguished Service Award for her long and illustrious service to ACDP, to science, and to physiology.

Wise received her bachelor's degree (1967) from Swarthmore College in Biology and her doctorate (1972) degree in Zoology from the Univ. of Michigan. Wise became a faculty member at the Univ. of Maryland, Baltimore in 1976 and remained there until 1993. She then moved to Kentucky where she served as Professor and Chair of the Department of Physiology at the Univ. of Kentucky in Lexington. In 2002 she was named Dean of the College of Biological Sciences at the Univ. of California at Davis. In 2005, Wise was named Provost and Vice President at the Univ. of Washington. In addition, she is also a professor of Physiology and Biophysics, Biology, and Obstetrics and Gynecology at the Univ. of Washington.

As Provost and Vice President, Wise reorganized the Provost's Office

to make it more responsive and transparent to the current challenges in academia. She appointed a committee to examine whether the current organization of colleges and schools best serves the learning experiences of all students—undergraduate, graduate, and postdoctoral—and how the institution could more effectively support interdisciplinary programs. This analysis complements the work of a committee on improving the undergraduate experience that she appointed during her first months on campus.

Wise continues an active research program in issues concerning women's health and gender-based biology. She is particularly interested in whether hormones influence brains of women and men during development, during adulthood and during aging. She has been involved in the discussion of whether males and females have different strategies in learning and memory and whether this may make them more suited for some careers as opposed to others. She has been continuously funded by the NIH and has received two MERIT Awards, which provide funding for innovative research over a 10-year period of time.

Wise has served on a number of scientific advisory committees, including NIH study sections and the advi-

sory boards for the Oregon Regional Primate Center, Society of Women's Health Research, Univ. of Michigan Nathan Shock Center for Biological Aging, Kronos Research Foundation, and Buck Institute.

As an ACDP member, Wise served as Councilor from 1997 to 2000. In 2000 she was elected President-elect. Before serving as President, however, she accepted the position of Dean at the Univ. of California, Davis.

Wise has been active in APS, serving on the Public Affairs Committee before being elected APS Councilor from 1998-2000. She has also served on committees and council for Endocrine Society, Gerontological Society of America, and Society for the Study of Reproduction.

Wise was featured in *Parade Magazine* cover story on "The Quiet Heroes" engaged in lifesaving research. She has received many awards, and is particularly proud of those that have acknowledged her lifelong dedication to mentoring students and junior investigators, particularly women. In 1998, she was named the Solomon A. Berson Distinguished Lecturer of the Endocrinology & Metabolism Section. She received the Excellence in Science from the Federation of American Societies for Experimental Biology in 2002, and the Women in Endocrinology Mentor Award in 2003. In 2004, she received the Roy O. Greep Award for Excellence in Endocrine Research. In 2008 Wise was named a Fellow of the American Association for the Advancement of Science, received an honorary doctorate from Swarthmore College, was elected to the National Academy's Institute of Medicine, and was selected as one of the 2008 Women of Influence by the *Puget Sound Business Journal*.

Because of her scientific endeavors; her dedicated service to the field of gender-based physiology and physiology as a whole; and her distinguished service to APS, ACDP, and other scientific organizations, the ACDP was proud to present its 2009 Distinguished Service Award to Phyllis Wise. ♦



ACDP President Meredith Bond presents Phyllis M. Wise with the Distinguished Service Award.

New Regular Members

*Transferred from Student Membership

Brent A. Baker*
CDC/NIOSH, Morgantown, WV

Derek Ball
Heriot Watt Univ., Edinburgh, UK

Rebecca Berdeaux
Univ. of Texas Hlth Sci Ctr.

Pascal Bernatchez
Univ. of British Columbia, Vancouver

Arthur Beyder
Mayo Clinic, MN

Anna Yuievna Bogdanova
Univ. of Zurich, Switzerland

Oleg Broymtan
Univ. of Wisconsin

Shelton M. Charles*
Loma Linda Univ., CA

Magsood A Chotani
Res. Inst./Nationwide Children's Hosp., Columbus, OH

John Douglas Crawford
York Univ., Toronto ON

Michael E. Dillon
Univ. of Wyoming

Alan D. Dorval
Univ. of Utah, Salt Lake City

Bayram Edemir
Univ. Hospital, Muenster, Germany

Gethin Hywel Evans
Manchester Metropolitan Univ., UK

Marcos L. Ferreira-Neto*
Univ. Federal de Uberlândia, Brazil

Yiling Fu
Univ. of Mississippi, Jackson

Jorge L. Gamboa*
Vanderbilt Univ., TN

Simon F. Giszter
Drexel Univ., Coll. Med., PA

Yukio Ishii
Univ. of Tsukuba, Japan

Sabzali Javadov
Univ. of Puerto Rico

Wenjun Jin
Cardiff Univ., UK

James J. Knierim
Johns Hopkins Univ., MD

Thomas A. Knight*
Whitman College, WA

Kris V. Kowdley
Benaroya Research Inst., Seattle, WA

Dale A. Lauver*
Univ. of Michigan

Johnathan E. Lawrence*
Northern Michigan Univ.

Lin Lin
Univ. of Mississippi Med. Ctr.

Deyin Lu
Univ. of Mississippi Med. Ctr.

Wendell Jean-Hwa Lu*
Univ. of California, San Diego

Sunila Mahavadi
Virginia Commonwealth Univ.

Carolyn R. Mason
Angelo State Univ., TX

Glenn T. Nagami
VA Greater Los Angeles Hlth Sys, CA

Tamas Ordog
Coll. Med. Mayo Clinic, MN

Andreas Papapetropoulos
Univ. of Patras, Greece

Chaithanyarani Parupalli
Univ. of Tennessee HSC

Karl D. Pendergrass*
Emory Univ., GA

Maureen Ann Peters
Oberlin College, OH

Xue Qin
Case Western Reserve Univ., OH

Mehdi Rambod
Los Angeles Biomed. Res. Inst., CA

Ian Scott Ramsey
Virginia Commonwealth Univ.

Christine S. Rigby*
Medical Coll. of Georgia

Ilya A. Rybak
Drexel Univ., PA

Martha C. Sanchez
Loma Linda Univ., CA

Rudolf Johannes Schilder*
Penn State Univ. Coll. Med.

Detlef Schuppan
Beth Israel Deacon Med. Ctr., MA

Jessica B. Snow*
Univ. of New Mexico, Albuquerque

Shanthi Srinivasan
Emory Univ., GA

Jiro Terada*
Univ. of Wisconsin, Madison

Shalini Thakran
Univ. of Tennessee, Memphis

Francesco Tombola
Univ. of California, Irvine

Tutis Vilis
Univ. of Western Ontario

Sarah M. Woolley
Columbia Univ., NY

Wanfen Xiong
Univ. of Nebraska

Ippey Yamaoka
Otsuka Pharm. Factory Inc., Japan

Zivar Yousefipour
Texas Southern Univ.

Ningpu Yu
National Inst. of Health, MD

Xinping Yue
Tulane Univ., LA

New Student Members

Farnaz Bakhshi
Univ. of Illinois, Chicago

Douglas Blaty
Midwestern Univ., AZ

Timetria Bonds
Univ. of South Florida Coll. of Med.

Amanda Chua
John Curtin Sch. Med. Res., Australia

Matilde Corante
Univ. Peruana Cayetano Heredia, Peru

Stephanie Eldred
Pennsylvania State Univ.

Donna Ferguson
Univ. of Arizona

Jessica Franci
Kent State Univ., OH

Ying Guan
Louisiana State Univ.

Souhaila Habacha
Faculty of Pharmacy

Anniesha Hack
Johns Hopkins Univ., MD

Yanling Meng
Louisiana State Univ.

Archana Naik
Univ. of Alabama, Birmingham

Amy Picone
Univ. of Arizona

Emrush Rexhaj
Centre Hosp. Univ. Vaudois Lausanne

Joal Paulo Sabino
Univ. of Sao Paulo, Brazil

Bradley Scharf
Univ. of Missouri

Kevin Shimkus
Texas A&M Univ.

Carissa Strane
Virginia Commonwealth Univ.

Jacinta Uzoigwe
North Dakota State Univ.

Jamie Wagner
Oberlin College, NC

Chanikarn Wongviriyawong
Massachusetts General Hospital

Kui Xu
Case Western Reserve Univ., OH

Recently Deceased Members

Roger L. Greif New York, NY	Chester D. Hull Pacific Palisades, CA	George Sayers Colorado Springs, CO	Oscar W. Shadle Seal Beach, CA	Adolph Surtshin Northridge, CA
---------------------------------------	---	--	--	--

Highlights from PhUn Week 2009

Nearly 10,000 students from kindergarten through twelfth grade met a physiologist during Physiology Understanding Week (www.PhUnWeek.org). As part of the APS member-based annual outreach program to local classrooms during the first week in November, the visits and engaging activities centered on the theme of exercise and health. Forty events across the nation were coordinated by more than 250 APS members and scientists who volunteered their expertise and time to work with close to 170 teachers and science educators across 24 states and Puerto Rico. Events with the primary APS members and lead teacher coordinators are listed in Table 1, but many more volunteers at each event site made PhUn Week 2009 a huge success. Additionally, about half of the lead APS member coordinators have participated in past PhUn Week events demonstrating the exponential growth of this outreach program.

Each local event was uniquely designed by the APS member and the teacher. For example, some events had an

APS member or two visiting small classrooms, others had lab group members engaging with multiple classes in a day, while a few had large assemblies and a crew of volunteer scientists and teachers. A couple of innovative events had students in the upper grades peer teaching younger kids in earlier grade levels. Presentations, discussions, and engaging hands-on activities ranged from career talks, to learning about the use of animals in research, measuring heart and breathing rates, demonstrating animal hearts or organs, exercising muscles, and even having multiple stations for learning different aspects of health, exercise, nutrition, and physiology.

Event sites received guidance in organizing and planning events from the APS Education Office. Students received free educational resources from the APS, such as physiology-related comic books, career brochures, and promotional memorabilia, such as squeeze anatomical hearts and drawstring sportpacks. The team of presenting volunteers received PhUn Week 2009 t-shirts, while APS member and lead teacher coordinators also received grocery tote bags with the PhUn Week 2009 logo for their work in planning their local PhUn Week events.

Plans are underway for PhUn Week 2010 during the week of November 1, 2010. For the past several years, the PhUn Week theme highlighted the physiology of exercise and health, but APS members are welcome to focus on their own area of physiology. For more information and to start planning an



High school students huddle around a dissection demonstration by graduate students from the University of Puerto Rico Medical Sciences Campus at events coordinated by APS members Nelson Escobales and Jose Garcia Colon. event in your home town, join us at the PhUn Week training session on Sunday, April 25 during EB 2010 (9:00-11:00 am, Anaheim Marriott, Grand Ballroom Salon AB). Visit the PhUn Week section at: <http://www.the-aps.org/education/eb2010.htm> and reserve your spot for a free continental breakfast and a chance to win a gift. For notification of program updates on the www.PhUnWeek.org website, send an email to: phunweek@the-aps.org. For more information, contact Mel Limson in the Education Office at mlimson@the-aps.org. ❖



At an event coordinated by APS member Jeff Falcone, University of Louisville, and science educator Margaret Shain, middle school children were first trained in running multiple activity stations around the school's gymnasium. The middle schoolers then worked with small groups of kindergarteners or first graders.



Kathy Strader, science teacher at Southeast Career Technical Academy School in Las Vegas, NV, guides a group of students investigating the effect of blood flow occlusion on muscle force production and fatigue using handgrip dynamometer. APS member John Young, from University of Nevada, Las Vegas, coordinated the event.



APS member Michael Ryan, University of Mississippi Medical Center, showing sphygmomanometer to a fourth grade class and getting ready to demonstrate taking blood pressure on teacher, Sharon Ryan, at Northwest Rankin Elementary School in Flowood, MS.



Volunteers recruited by APS member Andrea Gwosdow of Gwosdow Associates engage children in listening to a pulse for measuring blood pressure or breathing to learn about lung capacity and respiration. For the third consecutive year, the Boston Children's Museum hosted a PhUn Day event with multiple hands-on activities monitored by APS members, scientists, and graduate or medical and health professional students in the Boston area.

Table 1. Lead coordinators and event sites for PhUn Week 2009. RT: APS Research Teacher (current or past), K: Kindergarten, PS: Primary School, ES: Elementary School, MS: Middle School, HS: High School. The APS members indicated with an asterisk(*) have coordinated a PhUn Week event in the past.

APS Member Coordinator	Institution	City, State	Teacher/Educator Coordinator	Grade Level(s)
Susan Barman	Michigan State Univ.	East Lansing, MI	Nancy Lefere	HS
Joseph Benoit*	Univ. of North Dakota	Grand Forks, ND	Nicole Lee	ES/MS
Jackie Brittingham*	Simpson College	Indianola, IA	Lara Eberlein	ES
Heddwyn Brooks*	Univ. of Arizona	Tucson, AZ	n/a	ES/MS
Zoe Cohen				
Greg Brower*	Univ. of South Carolina	Columbia, SC	Karen Walton (RT)	HS
Caron Dean-Bernhoft*	Med. College of Wisconsin	Milwaukee, WI	Shana O'Connor	ES
Rob Demes	US Army Research Inst. of Environmental Med.	Natick, MA	Dee Risio	PS
Barbara Engebretsen*	Wayne State College	Wayne, NE	Marc Bathke	MS
Nelson Escobales	Univ. of Puerto Rico	San Juan, Puerto Rico	Ana Rodriguez	MS
Jose Garcia Colon*			Luz Velazquez	HS
			Zugeily Marciano	HS
Jeff Falcone*	Univ. of Louisville	Louisville, KY	Margaret Shain (RT)	K/PS/MS
Jonathan Fisher*	Saint Louis Univ.	St. Louis, MO	Todd McDonald (RT)	HS
			Rona Robinson-Hill (RT)	MS/HS
Otto Froehlich	Emory Univ.	Covington, GA	Debra Hasan	MS
Shea Gilliam	Wake Forest Univ.	Winston-Salem, NC	n/a	MS
Rayna Gonzales*	Univ. of Arizona	Phoenix, AZ	n/a	HS
Barb Goodman*	Univ. of South Dakota	Vermillion, SD	Sally Stoll (RT)	MS
Andrea Goswdow*	Gwosdow Associates and Harvard Medical School	Boston, MA	Diana Cost (RT)	HS
Patricia Halpin	Univ. of New Hampshire-Manchester	Sunapee, NH	Alissa Daniels	K/PS/ES
			Pam Larpenner	PS
Lynn Hartzler	Wright State Univ.	Dayton, OH	Norma Russell	PS/ES
David Holtzclaw*	Univ. of Nebraska	Omaha, NE	Jean Whitten	MS/HS
Charles Horn	Univ. of Pittsburgh	Pittsburgh, PA	Meri Beth Furlong	HS
John Imig	Milwaukee Med. College	Milwaukee, WI	Debbie Wallace (RT)	MS
Richard Lieber*	Univ. of Calif., San Diego	San Diego, CA	Juanita Quevedo (RT)	HS
Merry Lindsey	Univ. of Texas HSC	San Antonio, TX	Anne Joy (RT)	MS
Steve Miller*	Indiana Univ.	Indianapolis, IN	Norman Leonard (RT)	HS
Jackie Novak	Walsh Univ.	North Canton, OH	Thomas Haren (RT)	MS/HS
Johnny Porter	LSUHSC	New Orleans, LA	Chris Lowe	ES/MS
Michael Ryan	Univ. of Mississippi	Jackson, MS	Williams Patrice	ES
Christine Schnackenberg*	GlaxoSmithKline	Malvern, PA	Sharon Haarlander	PS
Scott Smedler	SUNY Buffalo	Amherst, NY	Lisa Brosnick	MS/HS
Patric Stanton*	New York Med. College	Valhalla, NY	Maria DeCandia (RT)	MS/HS
Nicholas Tsoukias	Florida Int'l Univ.	Miami, FL	Suzanne Banas (RT)	MS
Christopher Westerkamp	Ferris State Univ.	Big Rapids, MI	Andrea Cooley	ES
Jonathan Wingo	Univ. of Alabama	Tuscaloosa, AL	Laura Prior	MS
Bill Yates*	Univ. of Pittsburgh	Pittsburgh, PA	Monica Erwin (RT)	HS
John Young	Univ. of Nevada, Las Vegas	Las Vegas, NV	Susan Young	HS

APS/NIDDK Minority Travel Fellowship Awards Program

Since its inception in 1987, the APS/NIDDK Minority Travel Fellowship Program has awarded more than 730 770 travel fellowships to over 500520 undergraduate, graduate, and postdoctoral students and to faculty members at minority institutions. It is an effective program model that capitalizes on a critical impact point where professional societies can make a real

difference—catalyzing the development of important professional networks for undergraduate, graduate, and postdoctoral minority students in physiology and biomedical research that can increase their retention in these fields.

The APS, on behalf of the Porter Physiology Development Committee, is pleased to congratulate the following awardees of the APS/NIDDK

Minority Travel Fellowship Awards to attend Experimental Biology 2010:

For more information about the APS Minority Travel Fellowship Awards, contact Brooke Bruthers, Minority Programs Coordinator, at bbruthers@the-aps.org or visit http://www.the-aps.org/education/minority_prog/stu_fellows/minority_tv/ov_mt.htm. ❖

Karina Acevedo-Torres, San Juan Bautista School of Med.
Jinae Bartlett, California State Univ., Long Beach
Layne Bettini, Univ. of New Mexico
Paulo Caceres, Henry Ford Hospital
Leroy Cooper, Brown Univ.
Mark Cunningham, Univ. of Florida College of Medicine
Lincoln Edwards, Loma Linda Univ.
Zarine Garcia, Colorado State Univ.
Luther Gill, Univ. of Florida
Shea Gilliam-Davis, Wake Forest Univ. School of Med.
Marcela Herrera, Henry Ford Hospital
Jessica Ibarra, Univ. of Texas HSC, San Antonio
Brandiese Jacobs, Univ. of Maryland, Baltimore
Erin Keen-Rhinehart, Susquehanna Univ.
Aisha Kelly-Cobbs, Medical College of Georgia
Rasheed Lawal, Univ. of Louisville
Anna Leal, Penn State Univ. College of Medicine
Santiago Lorenzo, Univ. of Oregon
Brandon Macias, Texas A&M Univ.
Tanecia Mitchell, Univ. of Arkansas for Med. Sciences

Clintoria Richards-Williams, Emory Univ./Atlanta VA Medical Center
Edelmarie Rivera-De Jesús, Ponce School of Medicine
Natalie Rodriguez, Arizona State Univ.
Alexandr Samocha, Univ. of Pennsylvania
Ana Silva, Medical College of Georgia
Rebecca Torres, Univ. of South Alabama
Carmen Troncoso Brindeiro, Univ. of Nebraska Med. Ctr.
Johana Vallejo-Elias, Midwestern Univ.-Arizona Osteopathic School of Medicine
Jose Pablo Vazquez-Medina, Univ. of California Merced
Jose Viscarra, Univ. of California, Merced
Kedra Wallace, Univ. of Mississippi Medical Center
Annie Whitaker, Louisiana State Univ. Health Science Center-NO
Nichelle Whitlock, Univ. of Tennessee, Knoxville
Holly Williams, Emory Univ.
Alencia Woodard-Grice, Vanderbilt Univ.

Physiology Understanding Week 2010
November 1-5

**Ph
Un
Week**



www.PhUnWeek.org

**PhUn Week K-12 Outreach
Strategies at EB 2010!**

Date: Sunday, April 25

Time: 9:00 – 11:00 am

Location: Anaheim Marriot

Room: Grand Ballroom Salon AB

Co-sponsored by the APS and ADInstruments, Inc.

Interested in reaching out to your local K-12 schools? Ever consider bringing your lab group to do an interactive “show and tell” in a classroom? Need resources and freebies to excite youth into research science and physiology? Want to have an impact on the next generation of scientists? Start planning now with teachers in your community to prepare for *Physiology Understanding Week* this November. Send an email to: phunweek@the-aps.org for notifications on program development and/or to reserve a spot for the continental breakfast at the EB 2010 PhUn Week Training session.

www.PhUnWeek.org

APS Presents Awards for the Best Physiology Project at Local Middle and High School Science Fairs

APS members continue to judge and present Science Fair Awards on behalf of the APS at local and regional science fairs for pre-college students across the nation. The student selected to have the best physiology-related project receives an APS t-shirt, an APS researcher pin, and a certificate. The student's teacher receives the APS Women Life Scientists book and a K-12 resource packet.

Any APS member who participates as a judge in a local or regional science fair at an elementary, middle, or high school is eligible to apply and receive an APS award packet. For more information, visit: <http://www.the-aps.org/education/sciencefair/index.htm> or contact Scarletta Whitsett (swhitsett@the-aps.org) in the APS Education Office.

Brooke Lyonnais, an eighth grader at Fontainebleau Junior High in Mandeville, LA, received an APS award for the best physiology project at the Mandeville Middle School Science Fair. APS member Jason Gardner of the Louisiana State Univ. Health Sciences Center was a judge on behalf of the APS and presented Ms. Lyonnais with her award. The title of Brooke's project is "Do You Breathe What I Breathe." Her teacher and sponsor is Diane Rabalais. Brooke also won the Health



The best physiology project was presented to Brooke Lyonnais at the Mandeville Middle School Science Fair. APS member Jason D. Gardner presented the award.

and Medicine category and will advance to the Regional Competition held in Hammond, LA.

Taylor Mackenzie Clark, a junior at Rio Rancho High School in Rio Rancho, NM, received an APS award for the best physiology project at the Rio Rancho High Research Expo. APS

member Jessica Snow of the Univ. of New Mexico was a judge on behalf of the APS and presented Ms. Clark with her award. The title of Taylor's project is "The Effect of Over the Counter Medications on the Heart Rate of *Daphnia Magna*." Her teacher and sponsor is Scotia Kurowski. ❖

Give an award at your local school science fair!

The APS sponsors awards at local and regional science fairs on a first come, first served basis. Any APS member who participates as a judge in a local or regional science fair at an elementary, middle, or high school is eligible to apply and receive APS support. Award package includes an APS pin, t-shirt, and Certificate of Achievement for the student with the best physiology project, and a *Women Life Scientists* book for the student's teacher.



To request an award package, visit the website below. If you have questions, contact Scarletta Whitsett (swhitsett@the-aps.org) in the APS Education Department.

www.the-aps.org/education/sciencefair

Mentee to Mentor: Pathway to Emerging Independence

L. Gabriel Navar

Department of Physiology, Tulane University School of Medicine
New Orleans, LA



L. Gabriel Navar

This brief article summarizes my presentation at the Trainee Symposium during EB2009 in New Orleans. My charge was to discuss the issue of mentoring, specifically as it applies to emerg-

ing independent investigators facing the challenges of becoming a mentor. Thus, I chose to discuss the process that occurs as a mentee evolves into a mentor and faces the challenges of developing a mentoring style.

It is important to point out that assuming responsibilities for mentoring your junior colleagues is a continuous process and you never lose your own personal need to look to others for advice and counsel. Nevertheless, assuming a greater responsibility in mentoring undergraduate and graduate students, as well as postdoctoral fellows, is an indication of your emerging status as an independent investigator.

So, how do you achieve this recognition? There are many pitfalls along the way and no blueprints apply to all. Developing a mentoring style is a personal process and the mentoring style you develop must be natural and comfortable for you and be compatible with your personality.

Why Be a Mentor?

First, one must ask the question, "Why would anyone seek you out as a mentor?" After all, according to Greek Mythology, a mentor is a wise OLD friend who can serve as a trusted counselor, guardian, and teacher. However, it is important to recognize that many junior trainees feel much more comfortable with someone who is not quite so old and may look to someone just a bit more senior to provide advice on how to

avoid pitfalls and take maximum advantage of their training along the way. Therefore, a mentor should be a trusted, respected and experienced role model who can serve as a guide and advisor to another usually younger person. The ability to serve as a mentor provides a clear indication that you are maturing and developing as an independent investigator capable of providing unique contributions to the research and educational environment.

The point about a "trusted, respected and experienced role model" deserves emphasis because a trainee will not approach someone for mentoring unless these criteria are met. Thus, emerging mentors must clearly establish their research foundation that reflects a successful program. This involves establishing your credentials, developing your research skills, and continuing the networking process with senior investigators who share your research interests. To serve as an effective role model, you must have a solid record of productivity and clear

indications of a developing and well-focused research program that includes sustained independent research funding from NIH or other national agencies. The development of such a program is an essential part of becoming a respected mentor.

Developing Your Mentoring Style

As mentioned, developing a mentoring style is a personal process and your mentoring style must be compatible with your personality. On one hand, there is the formal style where the professor remains aloof and distant and attempts to treat all students alike in order to avoid being perceived as showing favoritism. Conferences are scheduled by appointment and the atmosphere of a formal student-professor relationship is maintained. This style helps avoid the dangers inherent in too much familiarity and works for some mentors, particularly those who have been accustomed to such interactions during their own training. However,

L. Gabriel Navar received his PhD from the Univ. of Mississippi under Dr. Arthur Guyton, author of the famous Textbook of Medical Physiology. He served on the faculty at the Univ. of Mississippi and the Univ. of Alabama at Birmingham before becoming Chair of the Physiology Department at Tulane Univ. Health Sciences Center in New Orleans, LA.

Navar's laboratory investigates the hormonal and paracrine mechanisms regulating renal hemodynamics, glomerular filtration rate, and sodium excretion with specific focus on the tubuloglomerular feedback mechanism and its role in renal autoregulation. Another area of interest is the intrarenal mechanisms mediating changes in sodium excretion that occur in response to changes in arterial pressure, a phenomenon termed "pressure natriuresis." More recent work has

focused on the roles of the kidney and the renin-angiotensin system in the development of high blood pressure and the associated changes in kidney function.

Navar has been an active member of the APS since 1966, serving on many committees, in the Renal Section, and in the publications program. In 1991 the APS membership elected him to serve on the APS Council to assist in running the Society. The members then elected him again in 1998 to serve as President.

During his presidency, Navar coordinated an effort to increase the membership of the Society, enabling APS to hit the 10,000 member mark. He also oversaw the granting of full membership benefits to overseas members, allowing them to vote in elections, serve on committees, and serve on Council or as President.

my impression is that this style is giving way to a more informal and individualized approach.

I have generally favored the more relaxed approach and have always had an open door policy that encourages spontaneous visits by students, fellows, and faculty. I have also recognized each mentee as an individual and have modified my mentoring style in an effort to make the mentee most comfortable. This is particularly important now that we have such a diverse student population representing many different cultures from throughout the world. In particular, it is important to recognize the talents and potential of each student and match the challenges to their capabilities. Too much pressure leads to frustration and disappointment, while not enough challenge fails to develop and nurture their full potential.

In all circumstances, it is essential to focus on the positive aspects of a mentee's performance and gently help to correct deficiencies in behavior and performance. Emphasizing and clearly articulating expectations without denigrating the individual is a subtle art that requires practice and concentration. The rewards are having grateful and loyal, rather than resentful, students and mentees.

Challenges in Being a Mentor

There are many challenges on the pathway to developing successful mentoring skills and I have learned a few cardinal guidelines. First, you must be a role model. Words that are not backed up by actions ring hollow and empty. Mentees will seek out mentors they wish to emulate. Every individual is different. A good mentor senses the way a student responds to input and consequently adjusts to provide the most appropriate and positive guidance. Importantly, guidance is not the same as directives.

Help the mentees make their decisions, but don't make the decisions for them. This relates to everything ranging from career decisions to research projects and is particularly exemplified by the process of developing a research project. Helping the mentee develop

the research project should involve a discussion of the issues involved and the alternative approaches to addressing the issues and questions. Mentees will pursue a project with much more enthusiasm and drive if they assimilate the project as their own by having made the intellectual investment required to arrive at the desired approach.

A successful mentor must recognize that each mentee has different qualities, capabilities and challenges. Working with those on an individual basis takes a great deal of patience and awareness. Furthermore, the process itself must be altered as the mentee develops. The mentor must be there when needed but must be willing to fade into the background when the mentee chooses to fly alone. In essence, be willing to cradle and nurture the bird when it needs support, but do not grasp the bird too tightly as it starts to flap its wings for you may injure it.

I was very fortunate to have Arthur C. Guyton as a mentor when I was a graduate student and postdoctoral fellow. He personified the outstanding mentoring characteristics I discussed and I have many fond memories of my years with Dr. Guyton. I benefitted greatly from his guidance and have followed many of the concepts that he advocated. Importantly, he was not only a good mentor, but he also trained his mentees to develop their mentoring skills. We were fortunate that students and fellows from many parts of the world joined his department. Dr. Guyton would share his students with junior faculty and help us develop our mentoring skills even as we continued to receive guidance from him. These leadership activities promoted a team mentoring spirit among the junior faculty, which improved the overall environment and provided opportunities for further growth and development.

The lessons learned during my years with Dr. Guyton served me well during my future endeavors. I learned the importance of supporting mentees in both personal and professional issues. I also learned the importance of establishing a culture of personal confidence and an environment that minimizes

disruptive interactions that contribute to internal tensions and anxiety.

Finally, I cannot overemphasize the importance of communication. Frequent and open communication is extremely important to mentoring and contributes greatly to a collegial and nurturing environment.

Continuous Process of Mentoring

In closing, I again emphasize that mentoring and being mentored is a continuous process and does not end with your original mentor. Throughout my career and wherever I have gone, I have been able to find individuals whom I respected and who provided mentoring to me. There have been many individuals who have helped me get through new challenges and hurdles and I have learned a great deal along the way.

During my special fellowship year at Duke University, I was fortunate to receive mentoring from Ike Robinson and Jim Clapp at Duke and Carl Gottschalk at the Univ. of North Carolina. When I went to Univ. of Alabama at Birmingham, I received mentoring from Tom Andreoli and Warren Rehm. Even after becoming the Chair of the Department of Physiology at Tulane Univ., I was fortunate to receive mentoring from Jim Fisher and John Spitzer, who had served as chairs for many years and also Jack McGiff from New York, with whom I share mutual research interests.

Likewise, I have continued to mentor former students and fellows even after they have gone on to other positions as successful independent investigators. Throughout the process there is continued development of networks and trusting relationships that provide comfort in knowing that one is not alone. Knowing that there are those with whom we can confide allows one to be prepared to face challenging and stressful times while more completely enjoying happy times and special accomplishments. ❖

Obama Administration Releases FY 2011 Budget Proposal

On Monday, February 1, 2010, President Obama sent Congress his budget proposal for fiscal year (FY) 2011. The \$3.8 trillion spending measure covers all federal programs, including those for life sciences research. Despite a planned three-year overall freeze in non-defense domestic discretionary spending, the major science agencies are all slated to receive modest increases. This is reflective of the goals and priorities of the Obama Administration, which has sought to strengthen federal science programs as a way to encourage long term economic growth. The proposal provides the starting point from which Congress will work to determine the budgets for federal programs and agencies.

National Institutes of Health

The President proposes a \$1 billion increase for National Institutes of Health (NIH), which would bring the agency to \$32.2 billion, a 3.2% increase over last year. This level of increase would keep pace with the estimated rate of biomedical inflation as measured by the Biomedical Research and Development Price Index (BRDPI), and represents the largest proposed increase for the agency in several years. However, the calculated increase does not take into account the \$10 billion that the NIH is spending in FY 2009 and 2010 as part of the American Recovery and Reinvestment Act (ARRA). Thus in FY 2011, a budget of \$32.2 billion represents a decrease from the current spending level when the ARRA funds are considered.

If implemented, the budget would provide funding for 37,001 total research project grants (RPGs), 195 more than are expected to be supported in FY 2010. Funding for RPGs would total \$17.1 billion, or 53.2% of the total NIH budget. Noncompeting and competing awards would receive 2% inflationary increases over the FY 2010 level.

Each institute and center would receive a budget increase between 2.5 and 4.3%. The uneven distribution is due in part to targeted funding for several priority areas that were identified in the President's budget. The Ruth L. Kirschstein National Research Service Awards would be funded at a total level

of \$824.4 million (6% over FY 2010) to increase training stipends. Other programs targeted for increases include the Therapeutics for Rare and Neglected Diseases (TRND) program, the Basic Behavioral and Social Sciences Opportunity Network (OppNet), Clinical and Translational Science Awards, the National Nanotechnology Initiative and research into cancer, AIDS and autism spectrum disorders.

More details are available in the NIH Budget Summary, available at: <http://officeofbudget.od.nih.gov/pdfs/FY11/Summary%20of%20the%20FY%2011%20Presidents%20Budget.pdf>.

National Science Foundation

The President's FY 2011 budget calls for the National Science Foundation (NSF) to receive \$7.4 billion, a \$552 million (8%) increase over FY 2010. Within the NSF, the Research and Related Activities account would receive a \$454.9 million increase (8.2%) over FY 2010, bringing the total budget to \$6.018 billion. Education and Human Resources would increase by \$19.24 million (2.2%) for a total budget of \$892 million. The proposal calls for the Directorate for Biological Sciences to increase by \$53.27 million (7.5%) for a total budget of \$767.81 million.

Priority program areas identified by the Administration include Graduate Research Fellowships, the Faculty Early Career Development Program, Climate Change Education and Advanced Technological Education.

More detailed information is available in the NSF budget request: <http://www.nsf.gov/about/budget/fy2011/index.jsp>.

VA Medical and Prosthetic Research

The President's proposal allocates \$590 million for medical and prosthetic research at the VA, a \$9 million increase (1.5%) over FY 2010. This modest proposal follows last year's significant increase of \$70 million (13.7%). The proposed budget would support an estimated 2,350 projects and enable increased investment in research areas such as spinal cord injury, traumatic brain injury, pain, sensory loss and prosthetics.

More information can be found in the VA budget request: http://www4.va.gov/budget/docs/summary/Fy2011_Volume_2-Medical_Programs_and_Information_Technology.pdf.

NASA

The NASA budget proposal calls for an increase of \$276 million over FY 2010 (1.5%), for a total budget of \$19 billion. The proposal also eliminates funding for the Constellation program, the rocket development research and development program that would return man to the moon. The proposal would add \$537 million to NASA's science programs, and after several years of stagnant or decreasing funding, the Human Research Program would be increased by 42% under the President's plan.

For more information see the NASA budget proposal: http://www.nasa.gov/pdf/420990main_FY_2011%20Budget_Overview_1_Feb_2010.pdf. ❖

Two Animal Research Policy Sessions at EB

"Trends in Animal Rights Activism and Extremism" will be held from 3:15–5:45 on Saturday, April 24, 2010 in Room 303B of the Anaheim Convention Center and features four speakers who will cover three timely topics: minimizing risks to individuals and the institution when animal rights groups seek information under the federal Freedom of Information Act or state open records laws; how institutions can prepare to respond effectively to an animal rights break-ins; scientists and public outreach.

"The Challenges of Running an IACUC: An Open Forum for IACUC Chairs and Members" will be an informal session and is intended to promote an open exchange of ideas about how different institutions are coping with various regulatory challenges. Attendees will be encouraged to ask questions and to brainstorm solutions with others. This session will be held in Salon J-K of the Anaheim Marriott from 7:30–9:00 AM on Tuesday, April 27.

A new guide to best practices for responding to Freedom of Information Act requests will be distributed at these sessions. A PDF of this new guide can be found here: http://www.nabr.org/Portals/8/Responding_to_FOIA_Requests.pdf. ❖

Nicoll Receives NAS Award



Roger A. Nicoll

APS member, Roger A. Nicoll, professor in the Departments of Cellular and Molecular Pharmacology and Physiology at the Univ. of California, San Francisco, is the recipient of the NAS Award in the Neurosciences.

Nicoll is being honored for his seminal discoveries elucidating cellular and molecular bases for synaptic plasticity in the brain. The award recognizes extraordinary contributions to progress in neuroscience and comes with a \$25,000 prize.

Chin Appointed Executive Dean of Research



William W. Chin


Harvard Medical School (HMS) has appointed APS Member William W. Chin, Senior Vice President for Discovery Research and Clinical Investigation at Eli Lilly and Company, as its new Executive Dean for Research. Chin will spearhead

efforts to design and implement a vision for research at HMS, with special emphasis on interdisciplinary research that crosses departmental and institutional boundaries. He will also hold an academic appointment as Professor of Medicine at HMS. Chin will assume his new position on May 1st.

Chin is a Harvard-trained endocrinologist and longstanding faculty member. His impressive career is exemplified in part by his extensive bibliography of nearly 300 papers, chapters and books, most of which were generated during his 25 years on the Harvard Medical School faculty. After graduating from HMS in 1972, Bill trained at several HMS teaching hospitals, including a

medical internship and residency at Beth Israel Hospital and endocrine clinical training and research at Massachusetts General Hospital. During his tenure as a faculty member in the Department of Medicine at Brigham and Women's Hospital, he became chief of the Genetics Division and a Howard Hughes Medical Institute investigator, advancing to professor of Medicine, and Obstetrics, Gynecology and Reproductive Biology at HMS.

Happy 100th Birthday Richard J. Bing



Richard J. Bing

member since 1942, celebrated his 100th birthday and his scientific colleagues acknowledged the milestone in editorials published in several journals. Both Tsung O. Cheng (1) and Heinrich Taegtmeyer (2) and Willis Hurst published editorials recognizing the many accomplishments of Dr. Bing's career. In addition, a movie documentary was chosen to be aired at the Sundance Film Festival. It is still available on YouTube.com (<http://www.youtube.com/watch?v=EewKOQhdvHM>).

Scientifically, Richard Bing has published over 500 peer reviewed articles on topics ranging from cardiac metabolism in congestive heart failure to echocardiographic studies of the posterior left ventricular wall in experimental myocardial infarction. He was the first to define the physiology of congenital heart disease by threading a catheter into the heart.

In the editorials, Richard Bing was described as a "Renaissance man," "A Man for All Seasons", and a "Lion in Winter," because of the diversity of his

While 2009 marked the end of the first decade of the 21st century, it also was the start of Richard J. Bing's second century. On October 12, Richard J. Bing, an APS mem-

interests and the enormity of his contributions to our understanding of science and art. In addition to his scientific contributions, Richard Bing has written more than 200 compositions of music including the Missa (Chanted Mass) which was performed in the Cathedral of Saint Stefans in Vienna, Austria on October 30, 1993. In addition to music, Bing has also written a number of non-medical books including a novel and several short stories.

Richard Bing resides in California and is an emeritus member of the Huntington Medical Research institute in Pasadena. As an elder statesman in matters of cardiovascular research, he remains an active observer and commentator on the world around him. Happy Birthday Richard Bing! The Society joins with others to acknowledge your many contributions to our science and to medical practice.

1. Cheng, T. O. Happy 100th Birthday to Dr. Richard John Bing, *Int J Cardiol* 137(2): 87-101, 2009.

2. Taegtmeyer, H. Richard Bing at 100: Reflections on a Lion in Winter. *J Mol Cell Cardiol* 47(5): 562-4, 2009.

Shigehiko Ogoh is currently a Professor at Toyo Univ., Kawagoe-shi, Japan. Prior to this move Ogoh was a Research Assistant Professor in the Department of Integrative Physiology at the Univ. of North Texas Health Sciences Center, Fort Worth.

Thomas E.N. Jonassen is currently CSO at Action Pharma A/S, Holte, Denmark. Previously, Jonassen was in the Department of Pharmacology at the Univ. of Copenhagen, Denmark.

Stephen A. Nees is now a Professor of Physiology in the Department of Physiology at the Univ. of Munich, Obernburg, Germany. Prior to this move, Nees was in the Department of Physiology at Ludwig-Maximilian Univ., Munich, Germany.

Ildiko Toma is currently a Postdoctoral Research Scholar in the Department of Medicine and Cardiovascular Medicine, Stanford Univ., Stanford, CA, having moved from the Department of Physiology/Biophysics and Medicine at the Univ. of Southern California, Keck School of Medicine, Los Angeles, CA. ❖

Postdoctoral Position

Postdoctoral Position: Available is immediately to study cellular /synaptic mechanisms and plasticity regulating the function of CNS autonomic and neuroendocrine neurons in health and disease states, including hypertension, heart failure, obesity, diabetes and pregnancy. Our laboratory uses state-of-the-art multidisciplinary approaches including patch-clamp electrophysiology, live Ca²⁺ imaging, immunohistochemistry, molecular biology and 3D cell reconstruction. Highly motivated applicants with a background in Neuroscience and experience in one of the listed techniques, preferable electrophysiology, are encouraged to apply. Candidates must have a PhD or MD in Neuroscience or related field. A competitive salary and benefits package in accordance with NIH guidelines is available. Send a CV and a list of three references to Javier E. Stern, MD, PhD, Department of Physiology CA-3143, Medical College of Georgia, 1120 15th St, Augusta GA 30912; Email: jsstern@mcg.edu, website: <http://www.mcg.edu/som/phy/Stern.html>. In addition please apply online at <http://www.mcg.edu/Jobs> and reference Requisition # 7233. AA/EEO/Equal Access/ADA Employer.

Faculty Positions

Associate, Full Professor Faculty Positions in Physiology: The American University of the Caribbean School of Medicine (AUC) is accepting applications from qualified persons for senior faculty positions in the Department of Physiology and Neuroscience. Applicants must hold either a PhD in Physiology and/or MD degree. Experience must include teaching medical physiology to students in an American or Canadian medical school. We are searching for two full-time physiologists. One physiologist would be responsible for teaching cell, nerve-muscle and gastro-intestinal physiology to first-year medical students. The other physiologist would be responsible for teaching endocrine-reproductive or renal-pulmonary and acid/base physiology to second year medical students. Since teaching is the main focus of the positions, we are look-

ing for someone who is committed to excellence in medical education and has good communication skills. Physiologists who are nearing retirement or are recently retired are encouraged to apply. It is an ideal situation for someone who wants to teach and interact with medical students without research responsibilities. Rank and salary will be commensurate with experience. The University is a fully accredited medical school founded in 1978 with over 4,000 graduates and is dedicated to educating and training physicians. The Basic Sciences campus is located on the beautiful island of St. Maarten (www.st-maarten.com) and is approximately three hours by air from Miami. It is a popular tourist destination with an excellent year-round climate. AUC (www.aucmed.edu) has a modern campus and an exceptional faculty composed of both basic scientists and clinicians who are committed to excellence in medical education. A comprehensive library and IT department are available for support. Our students are highly motivated and are mainly from the USA and Canada. The first two years of basic medical sciences are completed in St. Maarten and the second two years of clinical studies are done at associated hospitals in the USA and United Kingdom. AUC students are required to take all USMLE licensing examinations. Graduates do their residencies in the USA or Canada. Interested individuals should email their CV, with cover letter stating teaching interests, and provide contact information (including email addresses) for three professional references to Dr. Susan DeMesquita, Chair, Department of Neuroscience and Physiology (physiology@aucmed.edu).

Chair of the Department of Biomedical Sciences: Rocky Vista University College of Osteopathic Medicine (RVUCOM) (Parker, CO) is seeking applications for the position of Chair, Department of Biomedical Sciences. This is a full-time faculty position at the level of associate professor or full professor in the College of Osteopathic Medicine for an academician holding a PhD in Biomedical Science and at least five (5) years academic experience as a full-time faculty member at a College of Medicine. In addition to experience teaching at the medical school level, the successful can-

didate will have a solid history of demonstrated leadership and productivity in the area of medical education and the proven ability to plan, direct, and implement programs policies and procedures for the Department of Biomedical Science. Individuals selected for this key position as Departmental Chair will have the unique opportunity to participate in the design of the educational programs of the COM in its early evolution, and outstanding interpersonal and teamwork skills are required. The new campus of RVUCOM is located in Parker, CO, in the Southeast Denver Metropolitan area. This vibrant and growing community boasts over 300 days of sunshine each year and a relatively stable economy. This location is an easy drive to the mountains for some of the best skiing, hiking, biking, and outdoor activities the nation has to offer throughout the year. Interested applicants meeting the requirements should send a CV and a cover letter stating teaching philosophy and any current clinical, academic, or research interests, along with a complete bibliography to: Valorie Jamison Waldon, SPHR, Interim Director of Human Resources, Rocky Vista University, College of Osteopathic Medicine, 8401 S. Chambers Road, Parker, CO 80134 or email to: vwaldon@rockyvistauniversity.org. Please visit our website at <http://www.rockyvistauniversity.org> to learn more about RVUCOM and to explore other career opportunities with Rocky Vista University. Rocky Vista University is an Equal Opportunity Employer and strongly encourages candidates of diverse backgrounds to apply.

Professor of Physiology: Rocky Vista University College of Osteopathic Medicine (RVUCOM) is committed to the education of osteopathic physicians who are dedicated to excellence in the practice of medicine and demonstrate integrity and professionalism in their lives while providing ethical, compassionate, holistic and culturally competent Osteopathic medical care to their patients. RVUCOM is seeking applications for a full-time faculty position at either the Assistant, Associate or Full Professor level for an individual with a PhD in Biomedical Science and the ability to demonstrate knowledge and skill in the delivery of medical education, knowledge of varied curriculum

templates and the ability to mentor and motivate students and peers. Two years of academic experience as a faculty member at a College of Medicine is highly desirable. The campus of RVU-COM is located in Parker, CO, in the Southeast Denver Metropolitan area. This vibrant and growing community boasts over 300 days of sunshine each year and a relatively stable economy. This location is an easy drive to the mountains for some of the best skiing, hiking, biking, and outdoor activities the nation has to offer throughout the year. Detailed job descriptions are available on our website at <http://www.rockyvistauniversity.org>. Interested applicants meeting the requirements should send a CV and a cover letter stating teaching philosophy and any current clinical, academic, or research interests, along with a complete bibliography to: Valorie Jamison Waldon, SPHR, Interim Director of Human Resources, Rocky Vista University, College of Osteopathic Medicine, 8401 S. Chambers Road, Parker, CO 80134 or email to: vwaldon@rockyvistauniversity.org. Rocky Vista University is an Equal Opportunity Employer and strongly encourages candidates of diverse backgrounds to apply.

Tenure-Track/Clinical; Staff Physician-Surgical Oncology Position:

The University of Iowa Carver College of Medicine invites applicants for a faculty position in the area of Surgical Oncology in the Division of Endocrine Surgery and Surgical Oncology. Appointment will be for Assistant, Associate or Full Professor in either the non-tenure clinical-track or tenure track consistent with experience and research interest. Education Requirement: the candidate must be a graduate of an approved medical college. Required Qualifications: the candidate must have completed training in all phases of General Surgery. The successful candidate should demonstrate effective interpersonal and communication skills, be committed to ongoing performance improvement, and to providing care as a member of a multi-disciplinary team. The candidate must also have demonstrated experience working effectively in a diverse environment. Certifications: the candidate

must possess board eligibility/certification from the American Board of Surgery. Desirable Qualifications: completion of a fellowship in surgical oncology is preferred. Established experience in research at a level which enables procurement of outside funding is desirable for tenure track appointments. If interested, please apply online at www.jobs.uiowa.edu requisition #57178.

Tenure-track Assistant Professor:

A faculty position in Cardiovascular Physiology is available in the Department of Biomedical Physiology and Kinesiology at Simon Fraser University. The successful candidate will be expected to engage in both independent and collaborative research within this area and to teach physiology courses within the department. The preferred candidate will develop a strong program of research investigating cardiovascular function and pathology using molecular tools and models allowing for genetic manipulation to understand these processes at an integrated systems level. The Department of Biomedical Physiology and Kinesiology (<http://www.sfu.ca/bpk/>) has over 25 faculty members, is committed to excellence in research and teaching, and has outstanding research facilities. Our research encompasses the study of physiology, movement, and human health. Excellent research facilities support collaborative research both within our Department and across the University. The Department is located at the Burnaby Mountain campus of Simon Fraser University in Metro Vancouver. SFU is consistently one of the top-ranked universities in Canada. The Vancouver area is renowned as one of the most desirable places to live and work. The undergraduate and graduate programs in our Department include core and elective courses in cardiovascular physiology. The candidate will be expected to make a commitment to participate in teaching these courses and the supervision of graduate students. Our undergraduate teaching program includes two distinct undergraduate majors; Kinesiology and Biomedical Physiology. We also have well-estab-

lished graduate programs at the MSc and PhD levels, with particular strengths in Cardiovascular Physiology, Neuromechanics, Chronic Diseases, and Environmental Physiology, and Neuroscience. Our current cardiovascular physiology research in the Department is well-known for its diversity and scientific excellence, ranging from molecular to population studies. Areas of focus include congenital heart diseases such as dysfunction of cardiac ion channels and contractile proteins, autonomic cardiovascular control, cardiac rehabilitation, and the effects of obesity and diabetes on cardiovascular health. The Search Committee welcomes applications from candidates with a complementary research focus that bridges molecular and systems level approaches to cardiovascular physiology. The Search Committee will begin considering applications on June 1, 2010 and will accept applications until the position is filled. The anticipated start date is January 1, 2011. Applicants should send a letter summarizing research contributions and goals in research and teaching, curriculum vitae, copies of three journal articles that are most representative of the applicant's research, and the name and contact information for three references to: Dr. Peter Ruben, Chair, Department of Biomedical Physiology and Kinesiology, Simon Fraser University, Burnaby, BC, V5A 1S6, Canada. Simon Fraser University is committed to employment equity and welcomes applications from all qualified men and women. All qualified candidates are encouraged to apply; however, Canadians and permanent residents will be given priority. All appointments are subject to funding. Please note that under the University Act personal information that is required by the University for academic appointment competitions will be collected. For further details see: http://www.sfu.ca/vpacademic/Faculty_Openings/Collection_Notice.html NOTE: The Simon Fraser University Department of Biomedical Physiology and Kinesiology does not accept electronic copies of applications materials at this time. Please submit your applications in hard copy with a signed covering letter by regular mail. ❖

The Wine Wizard

Peter Wagner

Happy New Year/Decade everyone. Here are some reasonable new releases at fair prices. Some may even be able to be found.

Whites

2009 Crossings Sauvignon Blanc, Marlborough, New Zealand \$6. I was told a “clerical error” explains the ridiculous price. You will have to dig hard to find it, but if you do, you will be pleased. This is classic NZSB: clean, herbal, grassy nose with some lime and gooseberry aroma. The palate has lots of fruit, is again herbal and grassy, and has a touch of RS (residual sugar, aka sweetness) which is well-balanced by the nice crisp acidity. There is nothing wrong with this one – what a clerical error!

2008 Chehalem Pinot Gris, Willamette Valley, Oregon \$14. This is very good stuff from a region where the variety does well. Light orange peel and lime aromas, with an excellent palate of citrus and tropical fruits, clean, rich, and just right acidity. No oak.

2007 Flora Springs Chardonnay, Napa Valley \$14. The style is middle of the road (not over the top oaky/buttery, but not too tart and thin). The nose has tropical fruit and light vanilla oak with a touch of stemminess and a little anise. The palate is viscous and buttery with nice lemon fruit and light vanilla. Good value from a good producer.



Peter Wagner

Reds

2005 WCP cellars Zinfandel, Cripple Creek Vineyard, Paso Robles \$13. OK y'all: strap in. 16.5% alcohol. Nose has plums, vanilla, and a little sweet cream corn. The palate is rich and full with red fruits, slight tobacco, cream corn and a little sweetness. Alcohol is everywhere in this one – nose, early, mid and late palate. Great drop with sharp cheese when it's xx degrees below (you choose xx) and the day's work is done. Lose the car keys first, though.

2006 Bored Doe: Cabernet/Merlot/Malbec/Petit Verdot/Cabernet Franc,

South Africa \$10. Remember “Goats Do Roam”, a South African Rhone blend takeoff a few years back? Well, here we go again, no respect. A Bordeaux blend that is quite good for the price. The nose has dark cherry, vanilla, light green pepper, and a little oak char. The palate is medium bodied with soft tannins, medium acid and good dark berry fruit, spice, vanilla and again a little oak char and green pepper. Not great, but good value and quite drinkable.

2007 Joel Gott Cabernet, “815”, California \$12. Don't bother – I do not know to what “815” refers, sorry. Could be a clone id, an area code for a girlfriend, what he owes the IRS, whatever you want it to mean. No matter, this wine is nice with an aroma of dark berries, vanilla and anise. It is a medium bodied wine, ready now, with nice red and dark cherry fruit, medium tannins, slightly high acid, nice cedar and vanilla oak. A nice middle of the road “package”.

2006 St. Francis Cabernet, Sonoma \$14. This is a big wine, much more so than the Joel Gott. The nose has dark cherry and American oak (dill). The palate has rich red and dark cherry fruit. There is some chocolate, firm tannins and slightly high acidity (the latter two of which both suggest some aging would be good). There is considerable American oak on the palate as well. This wine needs red meat. Well, rather, you do when you drink it; I don't think the wine really cares. ❖

1st International Symposium on Neuroendocrine Effects of Endocrine Disruptors: A Satellite Symposium of the ICN 2010

The 1st International Symposium on Neuroendocrine Effects of Endocrine Disruptors will be held in Rouen on July 10-11, 2010 as a satellite symposium of the 7th International Congress of Neuroendocrinology (ICN2010) <http://icn2010.univ-rouen.fr>.

This symposium will be the first-ever organized on the topic of neuroendocrine disruption, an emerging field concerned with the effects of endocrine

disruptors, specifically on the neuroendocrine systems.

The symposium aims at discussing recent data on the effects of EDs on neuroendocrine functions, from the molecular interactions to the behavioural consequences, across the life cycle of invertebrates and vertebrates. It also aims at presenting whole animal and cell model available to address these issues.

Review papers will be published in Journal of Toxicology and Environmental Health, Part B: Critical Reviews.

For further details regarding registration, programme, accommodation, abstract submissions etc., please go to: <http://www.Needimpact.eu> or contact: Olivier Kah: olivier.kah@univ-rennes1.fr; Vance L. Trudeau: trudeauv@uottawa.ca. ❖

May 6-8

The Power of Programming: International Conference on Developmental Origins of Health and Disease, Munich, Germany. *Information:* Internet: <http://www.metabolic-programming.org/munich2010>.

May 14-19

2010 American Thoracic Society International Conference, New Orleans, LA. *Information:* ATS International Conference Department. Tel.: 212-315-8652; Email: conference@thoracic.org; Internet: <http://www.thoracic.org>.

May 15-18

2010 Canadian Neuroscience Meeting, Ottawa, Ontario, Canada. *Information:* Internet: <http://www.can-ccnp2010.org>.

June 3-5

4th Annual Scientific Meeting of the Organization for the Study of Sex Differences (OSSD), Ann Arbor, MI. *Information:* Viviana Simon, Ph.D., OSSD, 1025 Connecticut Avenue, NW, Suite 701, Washington, DC. Email: viviana@ossdweb.org; Internet: <http://www.ossdweb.org>.

June 13-18

Molecular Mechanisms in Lymphatic Function and Disease, Lucca, Italy. *Information:* Internet: <http://www.grc.org/programs.aspx?year=2010&program=lymphatic>.

June 24-26

6th International Symposium on Cough, London, United Kingdom. *Information:* Tel.: 00 44 (0) 207 351 8172; Fax: 00 44 (0) 207 351 8246; Email: k.dixon@imperial.ac.uk.

June 25-27

SEB Symposium on Intra-Specific Diversity in Aquatic Animals, Sete, France. *Information:* Talija Dempster. Email: dempster@sebiology.org; Internet: <http://www.sebiology.org/meetings/Sete2010/Sete.html>.

June 28-30

8th Annual Ion Channel Retreat, Vancouver BC, Canada. *Information:* Internet: <http://www.aurorabiomed.com/retreat10.htm>.

June 30-July 2

Physiology 2010, University of Manchester, United Kingdom. *Information:* Tel: +44(0) 20 7269 5715; Email: info@physiology2010.org; Internet: <http://www.physiology2010.org>.

June 30-July 3

SEB at Prague 2010, Prague, Czech Republic. *Information:* Talija Dempster. Email: dempster@sebiology.org; Internet: <http://www.sebiology.org/meetings/Prague/Prague.html>.

July 10-11

1st International Symposium on Neuroendocrine Effects of Endocrine Disruptors: A Satellite Symposium of the ICN 2010, Rouen, France. *Information:* Internet: <http://www.needimpact.eu/index2.php>.

July 15-16

Neuroendocrine Programming of Obesity, Rouen, Normandy, France. *Information:* Dr. Sebastien Bouret. Email: sbouret@chla.usc.edu; Internet: <http://www.neurobese.com>.

August 1-13

8th International Workshop on The Biology of Desert-Dwelling Bats, Berlin, Germany. *Information:* Dr. Carmi Korine. Email: ckorine@bgu.ac.il.

August 3-5

International Human Cadaver Prosection Program, Gary, IN. *Information:* Ernest F. Talarico, Jr., PhD, Assistant Director of Medical Education & Assistant Professor of Anatomy & Cell Biology. Tel.: 219-981-4356; Fax: 219-980-6566; Email: cadaver@iun.edu; Internet: <http://medicine.iu.edu/body.cfm?id=4951&oTopID=225>.

August 26

ANMS 5th Biennial Course on Gastrointestinal Motility & Neurogastroenterology in Clinical Practice, Boston, MA. *Information:* Internet: <http://www.motilitysociety.org>; Live Demonstrations and Interactive Meeting With the Experts; Course duration 7 AM – 6 PM; Hotel: Westin Copley Place.

August 26-29

NGM 2010--Joint International Meeting in Neurogastroenterology and Motility, Boston, MA. *Information:* Internet: <http://www.motilitysociety.org>; Hotel: Westin Copley Place.

August 28-31

2010 Aspen Perinatal Biology Conference, Aspen, CO. *Information:* Loren Thompson, Department of Obstetrics, University of Maryland School of Medicine, Bressler Research Bldg., 11-029, 655 W. Baltimore Street, Baltimore, MD 21201. Tel.: 410-706-4422; Fax: 410-706-5747; Email: lthompson1@umm.edu.

September 1-3

Cardiac & Respiratory Physiology Themed Meeting, University of Birmingham, United Kingdom. *Information:* Tel: +44(0) 20 7269 5715; Email: sbarnsley@physoc.org; Internet: <http://www.physoc.org/cr2010>.

September 2-4

6th International Muscle Symposium, Vienna, Austria. *Information:* Internet: <http://www.musclesymposium2010.at>.

September 13-16

14th European Congress on Biotechnology, Barcelona, Spain. *Information:* Chiara Angelucci, IBS 2010 Organizing Secretariat, Adria Congrex Srl, Via Sassonia, 30, 47900 Rimini. Tel: +39 0541 305896; Fax: +39 0541 305842; Email: c.angelucci@adriacongrex.it; Internet: <http://www.adriacongrex.it>.

September 25-28

International Congress on Laser Therapy, WALT-2010, Bergen, Norway. *Information:* Internet: <http://www.walt.nu>.

Journals of the American Physiological Society

The APS Journals

Key Facts!

One Physiology Collection—to Multiple Disciplines

BIOSIS PREVIEWS • ISI Web of Science • MEDLINE and PubMed: APS Journal content is indexed through all of these excellent services.

HighWire: APS journals are hosted by HighWire Press, Stanford University Libraries, the largest repository of high impact, peer-reviewed content, with 1,232 journals.

eTOCs (electronic Table of Contents): Receive instant notification of new APS content.

CiteTrack: Use your own criteria and key words to be notified of newly posted APS journal content.

RSS Feeds: Another great way to receive a notification of newly posted APS journal content.

Free Necessary Color: Regular or Student members of APS who are first or last authors of articles in any of the APS research journals get free scientifically necessary color.


FREE Online Access to the extensive collection of back issues 12 months after publication.

AuthorChoice: Authors can choose to pay a fee on top of regular author fees and have their article made free immediately (\$2,000 for research articles and \$3,000 for review articles).

Articles in Press: Instant, subscription-based access to newest research (post-acceptance, pre-copyedited) in original manuscript format.

Legacy Content: Online package of over 100 years of historical scientific research from 13 American Physiological Society research journals going back to the first issue of each of the APS journals.

Manuscripts online within days of acceptance!



The American Physiological Society
9650 Rockville Pike, Bethesda, MD 20814-3991
Tel: 301-634-7180 • Fax: 301-634-7418
E-mail: subscriptions@the-aps.org
Web: www.the-aps.org





- 11. WHAT IS YOUR SECTION AFFILIATION?** Please identify your primary sectional affiliation with a "1" and check (✓) up to two additional sections with which you would like to affiliate. **There can be only one "Primary" affiliation.**

12. DO YOU WORK IN INDUSTRY? ☐ YES ☐ NO

- CHECK THIS BOX IF APPLICABLE:** ☐ Please locate sponsors on my behalf.

#2 Sponsor Name _____

Mailing Address _____

Phone _____

Fax _____

E-mail _____

Sponsor Signature* _____

*signature indicates that sponsor attests applicant is qualified for membership.



Membership Application (Continued...) Applicant Last Name (please print) _____

14. OCCUPATIONAL HISTORY [Check if student ☐

Current Position:

Dates	Title	Institution	Department	Supervisor
-------	-------	-------------	------------	------------

Prior Positions:

Dates	Title	Institution	Department	Supervisor
-------	-------	-------------	------------	------------

15. LIST YOUR MOST SIGNIFICANT PUBLICATIONS, WITH EMPHASIS ON THE PAST 5 YEARS (Publications should consist of manuscripts in peer-reviewed journals. List them in the same style as sample below.)

Sample: MacLeod RJ and Hamilton JR. Volume Regulation initiated by Na⁺-nutrient contransport in isolated mammalian villus enterocytes. Am J Physiol Gastrointest Liver Physiol 280: G26-G33, 1991.

16. DOCTORAL DISSERTATION TITLE (if applicable):

17. POSTDOCTORAL RESEARCH TOPIC (if applicable):

18. WHICH FACTOR INFLUENCED YOU TO FILL OUT OUR MEMBERSHIP APPLICATION?

☐ Mailer ☐ Meeting (Which meeting? _____) ☐ Colleague ☐ Other _____

Mail your application to:

Membership Services Department, The American Physiological Society
9650 Rockville Pike, Bethesda, Maryland 20814-3991 (U.S.A.)

(or fax to 301-634-7264) (or submit online at: www.the-aps.org/membership/application.htm)

Send no money now—you will receive a dues statement upon approval of membership.

Approval Deadlines: Membership applications are considered for approval on a monthly basis.

Questions? Call: 301-634-7171 • Fax: 301-634-7264 • E-mail: members@the-aps.org • Web: www.the-aps.org